
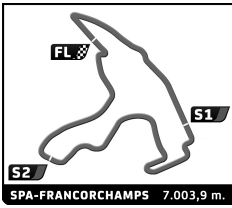


# SPA EURO RACE

## CHAMPIONNAT DE FRANCE F4

### Results Booklet





# CHAMPIONNAT DE FRANCE F4

## SPA EURO RACE

### FREE PRACTICE

## Classification

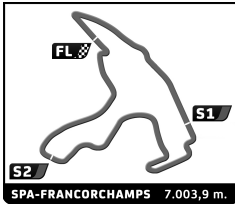
No	Driver	Nat	Team	Car	Cl.	Time	Lap	Total	Gap	Kph
1	51 Nicky HAYS	USA				<b>2:33.492</b>	11	12	-	- <b>164.3</b>
2	26 Hadrien DAVID	FRA				<b>2:34.092</b>	10	12	+0.600	+0.600 <b>163.6</b>
3	9 Victor BERNIER	FRA			JUNIOR	<b>2:34.430</b>	10	12	+0.938	+0.338 <b>163.3</b>
4	6 Isack HADJAR	FRA			JUNIOR	<b>2:34.493</b>	12	12	+1.001	+0.063 <b>163.2</b>
5	7 Jules METTETAL	FRA				<b>2:34.533</b>	10	12	+1.041	+0.040 <b>163.2</b>
6	3 Gillian HENRION	FRA				<b>2:34.620</b>	12	12	+1.128	+0.087 <b>163.1</b>
7	5 Sten VAN DER HENST	BEL				<b>2:34.772</b>	10	12	+1.280	+0.152 <b>162.9</b>
8	8 Stuart WHITE	SAF				<b>2:34.977</b>	8	12	+1.485	+0.205 <b>162.7</b>
9	43 Mikkel GRUNDTVIG	DNK				<b>2:35.224</b>	11	12	+1.732	+0.247 <b>162.4</b>
10	38 Simon OHLIN	CHE				<b>2:35.434</b>	11	12	+1.942	+0.210 <b>162.2</b>
11	12 Ugo GAZIL	FRA				<b>2:35.504</b>	9	12	+2.012	+0.070 <b>162.1</b>
12	35 Bryson LEW	USA				<b>2:35.637</b>	12	12	+2.145	+0.133 <b>162.0</b>
13	24 Mathis POULET	FRA				<b>2:35.649</b>	12	12	+2.157	+0.012 <b>162.0</b>
14	33 Evan SPENLE	FRA				<b>2:35.807</b>	10	12	+2.315	+0.158 <b>161.8</b>
15	85 Valdemar ERIKSEN	DNK				<b>2:35.877</b>	7	12	+2.385	+0.070 <b>161.8</b>
16	10 Reshad DE GERUS	FRA				<b>2:35.899</b>	11	11	+2.407	+0.022 <b>161.7</b>
17	1 Pierre-François DURIANI	FRA				<b>2:36.056</b>	11	12	+2.564	+0.157 <b>161.6</b>
18	22 Adrien PALLOT	FRA			JUNIOR	<b>2:36.503</b>	11	11	+3.011	+0.447 <b>161.1</b>
19	48 Enzo VALENTE	FRA						2		

**Fastest Lap:** Lap 11 | Nicky HAYS | **2:33.492** | 164.3 Kph

Published at: .....

Track Status: **DRY**

<b>Race Director</b>	<b>Timekeeper:</b>
----------------------	--------------------



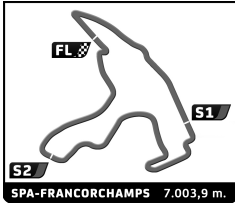
## CHAMPIONNAT DE FRANCE F4

### SPA EURO RACE

### FREE PRACTICE

### Best Sector Times

Sector 1			Sector 2			Sector 3			Ideal Lap	Best Lap	
Pos	No Driver	Time	No Driver	Time	No Driver	Time	Pos	No Driver			
1	51 N.HAYS	45.845	26 H.DAVID	1:07.301	51 N.HAYS	40.247	1	51 N.HAYS	2:33.446	2:33.492	(1)
2	6 I.HADJAR	45.923	51 N.HAYS	1:07.354	7 J.METTETAL	40.406	2	26 H.DAVID	2:33.763	2:34.092	(2)
3	9 V.BERNIER	46.019	10 R.DE GERUS	1:07.388	26 H.DAVID	40.412	3	9 V.BERNIER	2:34.196	2:34.430	(3)
4	26 H.DAVID	46.050	8 S.WHITE	1:07.528	9 V.BERNIER	40.447	4	7 J.METTETAL	2:34.235	2:34.533	(5)
5	35 B.LEW	46.127	3 G.HENRION	1:07.578	43 M.GRUNDTVIG	40.496	5	6 I.HADJAR	2:34.306	2:34.493	(4)
6	7 J.METTETAL	46.140	7 J.METTETAL	1:07.689	5 S.VAN DER HENST	40.500	6	3 G.HENRION	2:34.475	2:34.620	(6)
7	5 S.VAN DER HENST	46.216	9 V.BERNIER	1:07.730	6 I.HADJAR	40.516	7	5 S.VAN DER HENST	2:34.589	2:34.772	(7)
8	43 M.GRUNDTVIG	46.255	6 I.HADJAR	1:07.867	3 G.HENRION	40.636	8	8 S.WHITE	2:34.671	2:34.977	(8)
9	3 G.HENRION	46.261	5 S.VAN DER HENST	1:07.873	33 E.SPENLE	40.647	9	10 R.DE GERUS	2:34.751	2:35.899	(16)
10	33 E.SPENLE	46.264	43 M.GRUNDTVIG	1:08.017	24 M.POULET	40.704	10	43 M.GRUNDTVIG	2:34.768	2:35.224	(9)
11	12 U.GAZIL	46.301	85 V.ERIKSEN	1:08.067	12 U.GAZIL	40.721	11	35 B.LEW	2:35.216	2:35.637	(12)
12	1 P.DURIANI	46.303	38 S.OHLIN	1:08.152	35 B.LEW	40.722	12	12 U.GAZIL	2:35.394	2:35.504	(11)
13	8 S.WHITE	46.397	24 M.POULET	1:08.326	38 S.OHLIN	40.726	13	38 S.OHLIN	2:35.397	2:35.434	(10)
14	22 A.PALLOT	46.441	35 B.LEW	1:08.367	8 S.WHITE	40.746	14	85 V.ERIKSEN	2:35.476	2:35.877	(15)
15	24 M.POULET	46.480	12 U.GAZIL	1:08.372	85 V.ERIKSEN	40.809	15	24 M.POULET	2:35.510	2:35.649	(13)
16	10 R.DE GERUS	46.486	1 P.DURIANI	1:08.608	1 P.DURIANI	40.815	16	1 P.DURIANI	2:35.726	2:36.056	(17)
17	38 S.OHLIN	46.519	33 E.SPENLE	1:08.861	10 R.DE GERUS	40.877	17	33 E.SPENLE	2:35.772	2:35.807	(14)
18	85 V.ERIKSEN	46.600	22 A.PALLOT	1:09.013	22 A.PALLOT	41.038	18	22 A.PALLOT	2:36.492	2:36.503	(18)
19	48 E.VALENTE	48.560	48 E.VALENTE	1:11.067	48 E.VALENTE	44.927	19	48 E.VALENTE	2:44.554		



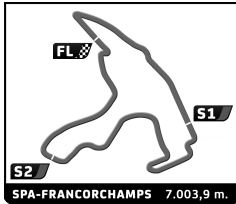
## CHAMPIONNAT DE FRANCE F4

SPA EURO RACE

FREE PRACTICE

Best Top Speed

No Driver	Team	Class	Top 1		Top 2		Top 3		Top 4		Top 5		Avg
			Kph	Lap	Kph	Lap	Kph	Lap	Kph	Lap	Kph	Lap	
9 Victor BERNIER		JUNIOR	<b>216.4</b>	9	213.9	10	211.4	11	210.5	7	210.1	8	212,5
26 Hadrien DAVID			<b>215.6</b>	9	213.0	10	212.6	11	211.8	7	211.4	8	212,9
33 Evan SPENLE			<b>215.1</b>	6	215.1	8	213.9	7	212.6	11	212.6	10	213,9
51 Nicky HAYS			<b>215.1</b>	11	212.6	12	212.6	10	212.6	5	211.4	9	212,9
6 Isack HADJAR		JUNIOR	<b>213.9</b>	11	213.4	12	212.2	10	212.2	9	210.5	8	212,4
3 Gillian HENRION			<b>213.4</b>	12	213.0	8	212.6	9	212.2	10	211.8	11	212,6
5 Sten VAN DER HENST			<b>213.0</b>	9	212.6	6	212.6	8	212.6	11	212.2	10	212,6
7 Jules METTETAL			<b>213.0</b>	11	212.2	10	212.2	6	211.8	4	211.8	9	212,2
10 Reshad DE GERUS			<b>212.6</b>	4	212.6	5	211.4	6	210.1	7	209.7	3	211,3
12 Ugo GAZIL			<b>212.6</b>	5	212.2	9	211.4	10	210.9	6	210.9	8	211,6
22 Adrien PALLOT		JUNIOR	<b>212.2</b>	8	210.5	10	210.5	5	210.1	11	210.1	9	210,7
24 Mathis POULET			<b>212.2</b>	12	212.2	6	210.1	5	208.9	8	208.5	10	210,4
8 Stuart WHITE			<b>211.8</b>	9	211.4	12	210.9	10	210.9	6	210.5	7	211,1
38 Simon OHLIN			<b>211.8</b>	8	210.9	12	210.9	10	210.5	9	210.1	11	210,8
43 Mikkel GRUNDTVIG			<b>211.8</b>	10	211.8	5	210.1	9	209.7	6	209.3	7	210,5
1 Pierre-François DURIANI			<b>211.4</b>	9	210.9	10	210.9	8	210.1	6	209.7	11	210,6
35 Bryson LEW			<b>211.4</b>	10	210.5	12	210.1	11	210.1	5	209.7	9	210,4
85 Valdemar ERIKSEN			<b>210.5</b>	12	209.3	9	208.1	10	207.7	11	207.7	8	208,7
48 Enzo VALENTE			<b>208.1</b>	2	145.2	1							176,7




## CHAMPIONNAT DE FRANCE F4

### SPA EURO RACE

### FREE PRACTICE

### Fastest Lap Sequence

Elapsed	No Driver	Team	Car	Class	Time	Kph	Lap
5:45.545	85	Valdemar ERIKSEN			<b>2:42.563</b>	155.1	2
5:52.990	5	Sten VAN DER HENST			<b>2:41.725</b>	155.9	2
5:57.998	7	Jules METTETAL			<b>2:41.129</b>	156.5	2
6:11.108	10	Reshad DE GERUS			<b>2:39.319</b>	158.3	2
8:23.520	85	Valdemar ERIKSEN			<b>2:37.975</b>	159.6	3
8:35.345	7	Jules METTETAL			<b>2:37.347</b>	160.2	3
8:48.552	8	Stuart WHITE			<b>2:36.567</b>	161.0	3
8:55.755	26	Hadrien DAVID			<b>2:35.432</b>	162.2	3
13:46.994	7	Jules METTETAL			<b>2:35.218</b>	162.4	5
14:06.276	26	Hadrien DAVID			<b>2:34.745</b>	162.9	5
16:21.611	7	Jules METTETAL			<b>2:34.617</b>	163.1	6
19:15.164	26	Hadrien DAVID			<b>2:34.254</b>	163.5	7
26:45.445	51	Nicky HAYS			<b>2:34.228</b>	163.5	10
27:03.332	26	Hadrien DAVID			<b>2:34.092</b>	163.6	10
29:18.937	51	Nicky HAYS			<b>2:33.492</b>	164.3	11



# CHAMPIONNAT DE FRANCE F4


## SPA EURO RACE

### FREE PRACTICE

### Sector Analysis

■ Personal Best   
 ■ Session Best   
 ■ Crossing the finish line in the pit lane

Lap	Time	Sector 1	Sector 2	Sector 3	T.Spd	Elapsed	Lap	Time	Sector 1	Sector 2	Sector 3	T.Spd	Elapsed	
<b>1</b>	<b>Pierre-François DURIANI</b>						FRA	10	2:34.734	46.351	<span style="color: green;">1:07.867</span>	<span style="color: green;">40.516</span>	212.2	27:14.216
	1	3:01.474	55.148	1:21.565	44.761	141.7	11	2:35.154	46.123	1:08.380	40.651	213.9	29:49.370	
	2	2:48.198	51.605	1:14.534	42.059	157.4	12	<span style="color: green;">2:34.493</span>	<span style="color: green;">45.923</span>	1:07.928	40.642	213.4	32:23.863	
	3	2:42.975	48.999	1:12.504	41.472	203.8								
	4	2:41.957	48.772	1:11.929	41.256	206.1								
	5	2:38.886	47.668	1:10.387	40.831	207.3								
	6	2:37.829	46.947	1:09.732	41.150	210.1								
	7	2:37.920	47.563	1:09.226	41.131	207.3								
	8	2:36.310	46.457	1:08.953	40.900	210.9								
	9	2:36.304	<span style="color: green;">46.303</span>	1:09.186	<span style="color: green;">40.815</span>	211.4								
	10	2:36.180	46.329	1:08.928	40.923	210.9								
	11	<span style="color: green;">2:36.056</span>	46.324	<span style="color: green;">1:08.608</span>	41.124	209.7								
	12	2:36.817	46.988	1:08.830	40.999	208.5								
<b>7</b>	<b>Jules METTETAL</b>						FRA	1	3:16.869	1:09.500	1:22.692	44.677	129.3	3:16.869
	2	2:41.129	48.923	1:11.019	41.187	203.0	2	2:41.129	48.923	1:11.019	41.187	203.0	5:57.998	
	3	2:37.347	47.217	1:09.211	40.919	208.1	3	2:37.347	47.217	1:09.211	40.919	208.1	8:35.345	
	4	2:36.431	46.245	1:09.375	40.811	211.8	4	2:36.431	46.245	1:09.375	40.811	211.8	11:11.776	
	5	2:35.218	46.598	1:08.048	40.572	210.5	5	2:35.218	46.598	1:08.048	40.572	210.5	13:46.994	
	6	2:34.617	46.405	1:07.725	40.487	212.2	6	2:34.617	46.405	1:07.725	40.487	212.2	16:21.611	
	7	2:35.237	46.491	1:07.958	40.788	210.5	7	2:35.237	46.491	1:07.958	40.788	210.5	18:56.848	
	8	2:34.918	46.387	1:08.030	40.501	210.9	8	2:34.918	46.387	1:08.030	40.501	210.9	21:31.766	
	9	2:34.570	<span style="color: green;">46.140</span>	<span style="color: green;">1:07.689</span>	40.741	211.8	9	2:34.570	<span style="color: green;">46.140</span>	<span style="color: green;">1:07.689</span>	40.741	211.8	24:06.336	
	10	<span style="color: green;">2:34.533</span>	46.303	1:07.824	<span style="color: green;">40.406</span>	212.2	10	<span style="color: green;">2:34.533</span>	46.303	1:07.824	<span style="color: green;">40.406</span>	212.2	26:40.869	
	11	2:34.862	46.155	1:07.980	40.727	213.0	11	2:34.862	46.155	1:07.980	40.727	213.0	29:15.731	
	12	2:34.877	46.292	1:08.037	40.548	209.7	12	2:34.877	46.292	1:08.037	40.548	209.7	31:50.608	
<b>8</b>	<b>Stuart WHITE</b>						SAF	1	3:27.041	1:26.531	1:18.095	42.415	160.2	3:27.041
	2	2:44.944	48.125	1:15.691	41.128	202.6	2	2:44.944	48.125	1:15.691	41.128	202.6	6:11.985	
	3	2:36.567	46.442	1:09.007	41.118	208.9	3	2:36.567	46.442	1:09.007	41.118	208.9	8:48.552	
	4	2:36.183	46.938	1:08.280	40.965	207.7	4	2:36.183	46.938	1:08.280	40.965	207.7	11:24.735	
	5	2:35.779	46.822	1:07.934	41.023	208.5	5	2:35.779	46.822	1:07.934	41.023	208.5	14:00.514	
	6	2:38.843	46.487	1:11.119	41.237	210.9	6	2:38.843	46.487	1:11.119	41.237	210.9	16:39.357	
	7	2:37.190	46.573	1:09.507	41.110	210.5	7	2:37.190	46.573	1:09.507	41.110	210.5	19:16.547	
	8	<span style="color: green;">2:34.977</span>	46.703	<span style="color: green;">1:07.528</span>	<span style="color: green;">40.746</span>	210.1	8	<span style="color: green;">2:34.977</span>	46.703	<span style="color: green;">1:07.528</span>	<span style="color: green;">40.746</span>	210.1	21:51.524	
	9	2:35.237	<span style="color: green;">46.397</span>	1:08.092	40.748	211.8	9	2:35.237	<span style="color: green;">46.397</span>	1:08.092	40.748	211.8	24:26.761	
	10	2:39.077	46.652	1:08.870	43.555	210.9	10	2:39.077	46.652	1:08.870	43.555	210.9	27:05.838	
	11	2:35.126	46.435	1:07.930	40.761	210.1	11	2:35.126	46.435	1:07.930	40.761	210.1	29:40.964	
	12	2:35.404	46.463	1:08.191	40.750	211.4	12	2:35.404	46.463	1:08.191	40.750	211.4	32:16.368	
<b>9</b>	<b>Victor BERNIER</b>						FRA	1	3:33.154	1:30.321	1:19.805	43.028	145.9	3:33.154
	2	2:41.042	48.724	1:11.042	41.276	203.4	2	2:41.042	48.724	1:11.042	41.276	203.4	6:14.196	
	3	2:39.047	47.633	1:10.141	41.273	190.1	3	2:39.047	47.633	1:10.141	41.273	190.1	8:53.243	
	4	2:38.918	47.701	1:09.069	42.148	207.7	4	2:38.918	47.701	1:09.069	42.148	207.7	11:32.161	
	5	2:36.651	47.168	1:08.665	40.818	208.5	5	2:36.651	47.168	1:08.665	40.818	208.5	14:08.812	
	6	2:35.481	46.730	1:07.952	40.799	208.9	6	2:35.481	46.730	1:07.952	40.799	208.9	16:44.293	
	7	2:35.439	46.434	1:08.141	40.864	210.5	7	2:35.439	46.434	1:08.141	40.864	210.5	19:19.732	
	8	2:34.889	46.568	<span style="color: green;">1:07.730</span>	40.591	210.1	8	2:34.889	46.568	<span style="color: green;">1:07.730</span>	40.591	210.1	21:54.621	
	9	2:35.146	<span style="color: green;">46.019</span>	1:07.922	41.205	216.4	9	2:35.146	<span style="color: green;">46.019</span>	1:07.922	41.205	216.4	24:29.767	
	10	<span style="color: green;">2:34.430</span>	46.109	1:07.874	<span style="color: green;">40.447</span>	213.9	10	<span style="color: green;">2:34.430</span>	46.109	1:07.874	<span style="color: green;">40.447</span>	213.9	27:04.197	
	11	2:35.724	46.327	1:08.230	41.167	211.4	11	2:35.724	46.327	1:08.230	41.167	211.4	29:39.921	
	12	2:38.940	46.264	1:09.636	43.040	209.7	12	2:38.940	46.264	1:09.636	43.040	209.7	32:18.861	
<b>10</b>	<b>Reshad DE GERUS</b>						FRA	1	3:31.789	1:32.020	1:17.062	42.707	165.4	3:31.789
	2	2:39.319	48.080	1:09.941	41.298	204.9	2	2:39.319	48.080	1:09.941	41.298	204.9	6:11.108	
	3	2:38.222	46.860	1:09.206	42.156	209.7	3	2:38.222	46.860	1:09.206	42.156	209.7	8:49.330	
	4	2:36.037	46.713	1:08.447	<span style="color: green;">40.877</span>	212.6	4	2:36.037	46.713	1:08.447	<span style="color: green;">40.877</span>	212.6	11:25.367	
	5	2:36.625	46.899	1:08.551	41.175	212.6	5	2:36.625	46.899	1:08.551	41.175	212.6	14:01.992	
	6	2:36.374	<span style="color: green;">46.486</span>	1:08.665	41.223	211.4	6	2:36.374	<span style="color: green;">46.486</span>	1:08.665	41.223	211.4	16:38.366	



# CHAMPIONNAT DE FRANCE F4

## SPA EURO RACE

### FREE PRACTICE

### Sector Analysis

■ Personal Best    
 ■ Session Best    
 ■ Crossing the finish line in the pit lane

Lap	Time	Sector 1	Sector 2	Sector 3	T.Spd	Elapsed	Lap	Time	Sector 1	Sector 2	Sector 3	T.Spd	Elapsed
7	2:51.765 <b>B</b>	46.864	1:12.338	52.563	210.1	19:30.131	6	2:34.634	46.487	1:07.605	40.542	210.9	16:40.910
8	4:26.162	2:36.529	1:08.492	41.141	207.3	23:56.293	7	2:34.254	46.350	<b>1:07.301</b>	40.603	211.8	19:15.164
9	2:36.289	47.070	1:07.881	41.338	206.9	26:32.582	8	2:34.381	46.432	1:07.537	<b>40.412</b>	211.4	21:49.545
10	2:36.031	46.770	1:07.693	41.568	207.7	29:08.613	9	2:39.695	46.155	1:11.403	42.137	215.6	24:29.240
11	<b>2:35.899</b>	46.683	<b>1:07.388</b>	41.828	206.9	31:44.512	10	<b>2:34.092</b>	46.169	1:07.427	40.496	213.0	27:03.332
							11	2:34.747	<b>46.050</b>	1:08.176	40.521	212.6	29:38.079
							12	2:34.226	46.251	1:07.410	40.565	210.5	32:12.305

**12** Ugo GAZIL FRA

1	3:34.106	1:34.647	1:16.098	43.361	157.2	3:34.106
2	2:40.573	48.510	1:10.705	41.358	203.4	6:14.679
3	2:37.440	46.912	1:09.529	40.999	207.7	8:52.119
4	2:41.000	49.187	1:10.896	40.917	162.4	11:33.119
5	2:40.524	46.489	1:09.100	44.935	212.6	14:13.643
6	2:35.949	46.403	1:08.666	40.880	210.9	16:49.592
7	2:35.905	46.416	1:08.597	40.892	210.1	19:25.497
8	2:36.290	46.644	1:08.578	41.068	210.9	22:01.787
9	<b>2:35.504</b>	46.305	1:08.478	<b>40.721</b>	212.2	24:37.291
10	2:36.050	46.370	1:08.550	41.130	211.4	27:13.341
11	2:35.676	46.456	<b>1:08.372</b>	40.848	210.5	29:49.017
12	2:35.905	<b>46.301</b>	1:08.843	40.761	210.1	32:24.922

**22** Adrien PALLOT FRA

1	3:51.672	1:37.690	1:25.647	48.335	131.9	3:51.672
2	2:46.559	50.183	1:14.586	41.790	204.5	6:38.231
3	2:41.783	48.038	1:12.496	41.249	206.5	9:20.014
4	2:38.245	46.669	1:10.495	41.081	209.7	11:58.259
5	2:37.729	46.670	1:09.760	41.299	210.5	14:35.988
6	2:37.348	46.609	1:09.481	41.258	210.1	17:13.336
7	2:39.277	46.565	1:11.338	41.374	209.7	19:52.613
8	2:37.693	46.689	1:09.800	41.204	212.2	22:30.306
9	2:37.678	47.120	1:09.520	<b>41.038</b>	210.1	25:07.984
10	2:36.962	46.719	1:09.182	41.061	210.5	27:44.946
11	<b>2:36.503</b>	<b>46.441</b>	<b>1:09.013</b>	41.049	210.1	30:21.449

**24** Mathis POULET FRA

1	3:22.852	1:21.934	1:17.497	43.421	141.2	3:22.852
2	2:42.333	49.413	1:11.361	41.559	203.0	6:05.185
3	2:38.848	47.881	1:09.627	41.340	206.9	8:44.033
4	2:36.989	47.172	1:08.724	41.093	208.1	11:21.022
5	2:37.488	46.699	1:09.337	41.452	210.1	13:58.510
6	2:36.744	46.942	1:09.039	40.763	212.2	16:35.254
7	2:37.285	46.907	1:09.419	40.959	208.1	19:12.539
8	2:36.232	46.878	1:08.585	40.769	208.9	21:48.771
9	2:35.992	46.763	<b>1:08.326</b>	40.903	208.1	24:24.763
10	2:36.675	46.850	1:08.844	40.981	208.5	27:01.438
11	2:38.179	46.882	1:10.149	41.148	207.7	29:39.617
12	<b>2:35.649</b>	<b>46.480</b>	1:08.465	<b>40.704</b>	212.2	32:15.266

**26** Hadrien DAVID FRA

1	3:18.844	1:16.805	1:16.942	45.097	138.1	3:18.844
2	3:01.479	1:08.174	1:12.250	41.055	91.7	6:20.323
3	2:35.432	46.826	1:07.841	40.765	208.9	8:55.755
4	2:35.776	46.648	1:08.491	40.637	210.5	11:31.531
5	2:34.745	46.663	1:07.429	40.653	210.1	14:06.276

**33** Evan SPENLE FRA

1	3:21.053	1:19.132	1:18.777	43.144	139.0	3:21.053
2	2:41.860	48.379	1:11.922	41.559	206.1	6:02.913
3	2:38.466	46.938	1:10.270	41.258	210.5	8:41.379
4	2:38.135	46.539	1:09.873	41.723	212.6	11:19.514
5	2:39.260	46.876	1:09.727	42.657	209.3	13:58.774
6	2:37.355	47.006	1:09.583	40.766	215.1	16:36.129
7	2:40.883	46.300	1:13.825	40.758	213.9	19:17.012
8	2:37.051	46.445	1:09.735	40.871	215.1	21:54.063
9	2:36.782	46.474	1:09.569	40.739	212.2	24:30.845
10	<b>2:35.807</b>	46.299	<b>1:08.861</b>	<b>40.647</b>	212.6	27:06.652
11	2:35.993	<b>46.264</b>	1:08.987	40.742	212.6	29:42.645
12	2:37.670	46.343	1:10.453	40.874	211.8	32:20.315

**35** Bryson LEW USA


1	3:18.574	1:11.390	1:22.111	45.073	140.4	3:18.574
2	2:42.763	48.463	1:12.628	41.672	203.8	6:01.337
3	2:39.575	47.722	1:10.616	41.237	206.5	8:40.912
4	2:39.254	47.018	1:10.183	42.053	200.0	11:20.166
5	2:38.041	46.517	1:09.763	41.761	210.1	13:58.207
6	2:37.520	46.915	1:08.927	41.678	208.9	16:35.727
7	2:37.331	46.427	1:09.940	40.964	209.7	19:13.058
8	2:36.132	46.638	1:08.772	<b>40.722</b>	206.9	21:49.190
9	2:36.035	46.366	1:08.717	40.952	209.7	24:25.225
10	2:36.934	46.393	1:09.814	40.727	211.4	27:02.159
11	2:37.165	<b>46.127</b>	1:08.971	42.067	210.1	29:39.324
12	<b>2:35.637</b>	46.354	<b>1:08.367</b>	40.916	210.5	32:14.961

**38** Simon OHLIN CHE

1	3:27.606	1:24.812	1:19.057	43.737	153.8	3:27.606
2	2:43.275	49.384	1:11.881	42.010	200.7	6:10.881
3	2:39.047	47.577	1:09.908	41.562	209.3	8:49.928
4	2:37.061	47.038	1:08.856	41.167	208.9	11:26.989
5	2:36.263	46.911	1:08.496	40.856	208.1	14:03.252
6	2:39.415	46.832	1:11.331	41.252	209.3	16:42.667
7	2:37.513	46.959	1:08.765	41.789	208.1	19:20.180
8	2:35.815	46.683	1:08.402	40.730	211.8	21:55.995
9	2:36.129	46.687	1:08.465	40.977	210.5	24:32.124
10	2:35.656	<b>46.519</b>	1:08.332	40.805	210.9	27:07.780
11	<b>2:35.434</b>	46.556	<b>1:08.152</b>	<b>40.726</b>	210.1	29:43.214
12	2:36.230	46.650	1:08.537	41.043	210.9	32:19.444

**43** Mikkel GRUNDTVIG DNK

1	3:47.810	1:48.239	1:16.806	42.765	174.5	3:47.810
2	2:41.429	48.445	1:11.434	41.550	205.7	6:29.239



# CHAMPIONNAT DE FRANCE F4

## SPA EURO RACE

### FREE PRACTICE

### Sector Analysis

■ Personal Best    
 ■ Session Best    
 B Crossing the finish line in the pit lane


Lap	Time	Sector 1	Sector 2	Sector 3	T.Spd	Elapsed	Lap	Time	Sector 1	Sector 2	Sector 3	T.Spd	Elapsed
3	2:38.522	47.109	1:10.085	41.328	207.7	9:07.761							
4	2:37.176	46.869	1:09.303	41.004	209.3	11:44.937							
5	2:36.011	46.600	1:08.519	40.892	211.8	14:20.948							
6	2:35.635	46.665	1:08.102	40.868	209.7	16:56.583							
7	2:35.790	46.579	1:08.251	40.960	209.3	19:32.373							
8	2:36.019	46.853	1:08.406	40.760	209.3	22:08.392							
9	2:36.877	46.593	1:09.435	40.849	210.1	24:45.269							
10	2:35.776	46.531	1:08.461	40.784	211.8	27:21.045							
11	<span style="background-color: green;">2:35.224</span>	<span style="background-color: green;">46.255</span>	1:08.473	<span style="background-color: green;">40.496</span>	208.5	29:56.269							
12	2:35.400	46.404	<span style="background-color: green;">1:08.017</span>	40.979	208.5	32:31.669							

48	<b>Enzo VALENTE</b>	FRA				
1	3:53.358	1:49.422	1:19.009	<span style="background-color: green;">44.927</span>	145.2	3:53.358
2	2:57.507 <span style="border: 1px solid black; padding: 0 2px;">B</span>	<span style="background-color: green;">48.560</span>	<span style="background-color: green;">1:11.067</span>	57.880	208.1	6:50.865

51	<b>Nicky HAYS</b>	USA				
1	3:17.807	1:10.708	1:22.145	44.954	150.0	3:17.807
2	2:43.980	50.749	1:11.716	41.515	190.5	6:01.787
3	2:38.188	47.212	1:09.577	41.399	210.1	8:39.975
4	2:36.187	46.733	1:08.402	41.052	209.7	11:16.162
5	2:35.858	46.553	1:08.451	40.854	212.6	13:52.020
6	2:35.190	46.563	1:07.837	40.790	210.1	16:27.210
7	2:34.714	46.487	1:07.518	40.709	209.7	19:01.924
8	2:34.676	46.560	1:07.477	40.639	210.5	21:36.600
9	2:34.617	46.399	1:07.656	40.562	211.4	24:11.217
10	2:34.228	46.206	<span style="background-color: green;">1:07.354</span>	40.668	212.6	26:45.445
11	<span style="background-color: purple;">2:33.492</span>	<span style="background-color: purple;">45.845</span>	1:07.400	<span style="background-color: purple;">40.247</span>	215.1	29:18.937
12	2:33.896	45.986	1:07.518	40.392	212.6	31:52.833

85	<b>Valdemar ERIKSEN</b>	DNK				
1	3:02.982	1:02.999	1:16.734	43.249	162.4	3:02.982
2	2:42.563	49.924	1:11.313	41.326	200.0	5:45.545
3	2:37.975	47.322	1:09.677	40.976	205.3	8:23.520
4	2:36.968	46.982	1:09.071	40.915	205.7	11:00.488
5	2:36.611	46.921	1:08.820	40.870	205.7	13:37.099
6	2:36.276	46.705	1:08.527	41.044	207.3	16:13.375
7	<span style="background-color: green;">2:35.877</span>	46.787	<span style="background-color: green;">1:08.067</span>	41.023	206.5	18:49.252
8	2:36.298	47.236	1:08.253	<span style="background-color: green;">40.809</span>	207.7	21:25.550
9	2:37.417	<span style="background-color: green;">46.600</span>	1:10.008	40.809	209.3	24:02.967
10	2:36.187	46.709	1:08.558	40.920	208.1	26:39.154
11	2:36.175	46.622	1:08.554	40.999	207.7	29:15.329
12	2:36.900	47.536	1:08.404	40.960	210.5	31:52.229





# CHAMPIONNAT DE FRANCE F4

## SPA EURO RACE

### QUALIFYING

### Final Classification

No	Driver	Nat	Team	Car	Cl.	Time	Lap Total	Gap	Kph
1	26 Hadrien DAVID	FRA				<b>2:33.908</b>	6 10	-	<b>163.8</b>
2	51 Nicky HAYS	USA				<b>2:34.015</b>	4 10	+0.107	<b>163.7</b>
3	8 Stuart WHITE	SAF				<b>2:34.082</b>	6 10	+0.174	<b>163.6</b>
4	9 Victor BERNIER	FRA			JUNIOR	<b>2:34.128</b>	10 10	+0.220	<b>163.5</b>
5	7 Jules METTETAL	FRA				<b>2:34.242</b>	6 10	+0.334	<b>163.5</b>
6	6 Isack HADJAR	FRA			JUNIOR	<b>2:34.243</b>	5 10	+0.335	<b>163.5</b>
7	5 Sten VAN DER HENST	BEL				<b>2:34.258</b>	5 10	+0.350	<b>163.5</b>
8	10 Reshad DE GERUS	FRA				<b>2:34.271</b>	5 8	+0.363	<b>163.4</b>
9	3 Gillian HENRION	FRA				<b>2:34.404</b>	8 10	+0.496	<b>163.3</b>
10	33 Evan SPENLE	FRA				<b>2:34.434</b>	7 10	+0.526	<b>163.3</b>
11	12 Ugo GAZIL	FRA				<b>2:34.890</b>	8 10	+0.982	<b>162.8</b>
12	24 Mathis POULET	FRA				<b>2:35.001</b>	6 10	+1.093	<b>162.7</b>
13	85 Valdemar ERIKSEN	DNK				<b>2:35.021</b>	9 10	+1.113	<b>162.6</b>
14	22 Adrien PALLOT	FRA			JUNIOR	<b>2:35.120</b>	6 10	+1.212	<b>162.5</b>
15	48 Enzo VALENTE	FRA				<b>2:35.174</b>	6 10	+1.266	<b>162.5</b>
16	43 Mikkel GRUNDTVIG	DNK				<b>2:35.284</b>	7 10	+1.376	<b>162.4</b>
17	1 Pierre-François DURIANI	FRA				<b>2:35.646</b>	8 9	+1.738	<b>162.0</b>
18	35 Bryson LEW	USA				<b>2:35.899</b>	4 10	+1.991	<b>161.7</b>
19	38 Simon OHLIN	CHE				<b>2:36.322</b>	7 10	+2.414	<b>161.3</b>

**Fastest Lap:** Lap 6 Hadrien DAVID **2:33.908** 163.8 Kph

#### CARS WITH LAPS DELETED DUE TO TRACK LIMITS:

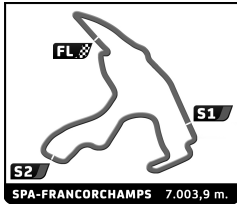
#1 - 2:36.817  
 #5 - 2:38.064  
 #9 - 2:36.843 - 2:39.731 - 2:35.062 - 2:34.689 - 2:34.606  
 #10 - 2:59.166  
 #22 - 2:35.734  
 #33 - 2:35.651  
 #35 - 2:36.169  
 #38 - 2:39.158  
 #43 - 2:35.932  
 #85 - 2:36.562

Track Status: **DRY**

Published at: .....

Stewards

Timekeeper:



# CHAMPIONNAT DE FRANCE F4

## SPA EURO RACE

### QUALIFYING

#### Final Classification by 2nd Fastest Lap

No	Driver	Team	Car	Class	Time	Gap
1	26 Hadrien DAVID				<b>2:33.989</b>	-
2	51 Nicky HAYS				<b>2:34.123</b>	+0.134
3	7 Jules METTETAL				<b>2:34.328</b>	+0.339
4	6 Isack HADJAR			JUNIOR	<b>2:34.328</b>	+0.339
5	10 Reshad DE GERUS				<b>2:34.401</b>	+0.412
6	9 Victor BERNIER			JUNIOR	<b>2:34.430</b>	+0.441
7	33 Evan SPENLE				<b>2:34.521</b>	+0.532
8	3 Gillian HENRION				<b>2:34.548</b>	+0.559
9	5 Sten VAN DER HENST				<b>2:34.806</b>	+0.817
10	8 Stuart WHITE				<b>2:34.926</b>	+0.937
11	12 Ugo GAZIL				<b>2:35.199</b>	+1.210
12	85 Valdemar ERIKSEN				<b>2:35.209</b>	+1.220
13	24 Mathis POULET				<b>2:35.232</b>	+1.243
14	22 Adrien PALLOT			JUNIOR	<b>2:35.253</b>	+1.264
15	48 Enzo VALENTE				<b>2:35.299</b>	+1.310
16	43 Mikkel GRUNDTVIG				<b>2:35.324</b>	+1.335
17	1 Pierre-François DURIANI				<b>2:35.675</b>	+1.686
18	38 Simon OHLIN				<b>2:36.364</b>	+2.375
19	35 Bryson LEW				<b>2:36.898</b>	+2.909

**Fastest Lap:** Lap 6 Hadrien DAVID **2:33.908** 163.8 Kph

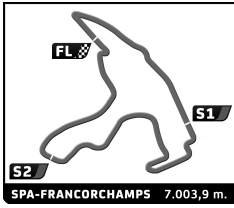
CARS WITH LAPS DELETED DUE TO TRACK LIMITS:

#1 - 2:36.817  
 #5 - 2:38.064  
 #9 - 2:36.843 - 2:39.731 - 2:35.062 - 2:34.689 - 2:34.606  
 #10 - 2:59.166  
 #22 - 2:35.734  
 #33 - 2:35.651  
 #35 - 2:36.169  
 #38 - 2:39.158  
 #43 - 2:35.932  
 #85 - 2:36.562

Published at: .....

Track Status: **DRY**

Stewards	Timekeeper:
----------	-------------




## CHAMPIONNAT DE FRANCE F4

### SPA EURO RACE

### QUALIFYING

#### Best Sector Times

Sector 1			Sector 2			Sector 3			Ideal Lap	Best Lap
Pos	No Driver	Time	No Driver	Time	No Driver	Time	Pos	No Driver		
1	12 U.GAZIL	45.665	26 H.DAVID	1:06.801	51 N.HAYS	40.598	1	51 N.HAYS	2:33.717	2:34.015 (2)
2	6 I.HADJAR	45.713	10 R.DE GERUS	1:06.807	5 S.VAN DER HENST	40.620	2	26 H.DAVID	2:33.801	2:33.908 (1)
3	7 J.METTETAL	45.837	8 S.WHITE	1:06.909	24 M.POULET	40.658	3	5 S.VAN DER HENST	2:33.980	2:34.258 (7)
4	5 S.VAN DER HENST	45.862	51 N.HAYS	1:07.156	12 U.GAZIL	40.658	4	9 V.BERNIER	2:34.007	2:34.128 (4)
5	33 E.SPENLE	45.869	9 V.BERNIER	1:07.225	9 V.BERNIER	40.671	5	8 S.WHITE	2:34.019	2:34.082 (3)
6	51 N.HAYS	45.963	3 G.HENRION	1:07.396	33 E.SPENLE	40.675	6	7 J.METTETAL	2:34.024	2:34.242 (5)
7	3 G.HENRION	45.978	7 J.METTETAL	1:07.447	7 J.METTETAL	40.740	7	6 I.HADJAR	2:34.033	2:34.243 (6)
8	85 V.ERIKSEN	46.003	48 E.VALENTE	1:07.450	6 I.HADJAR	40.757	8	10 R.DE GERUS	2:34.064	2:34.271 (8)
9	22 A.PALLOT	46.099	5 S.VAN DER HENST	1:07.498	85 V.ERIKSEN	40.766	9	33 E.SPENLE	2:34.120	2:34.434 (10)
10	9 V.BERNIER	46.111	6 I.HADJAR	1:07.563	26 H.DAVID	40.799	10	3 G.HENRION	2:34.186	2:34.404 (9)
11	24 M.POULET	46.162	33 E.SPENLE	1:07.576	22 A.PALLOT	40.800	11	85 V.ERIKSEN	2:34.518	2:35.021 (13)
12	10 R.DE GERUS	46.195	85 V.ERIKSEN	1:07.749	3 G.HENRION	40.812	12	12 U.GAZIL	2:34.677	2:34.890 (11)
13	26 H.DAVID	46.201	22 A.PALLOT	1:07.842	8 S.WHITE	40.859	13	22 A.PALLOT	2:34.741	2:35.120 (14)
14	43 M.GRUNDTVIG	46.209	24 M.POULET	1:07.929	43 M.GRUNDTVIG	40.863	14	24 M.POULET	2:34.749	2:35.001 (12)
15	1 P.DURIANI	46.234	43 M.GRUNDTVIG	1:07.978	35 B.LEW	41.011	15	43 M.GRUNDTVIG	2:35.050	2:35.284 (16)
16	8 S.WHITE	46.251	1 P.DURIANI	1:08.161	1 P.DURIANI	41.014	16	48 E.VALENTE	2:35.137	2:35.174 (15)
17	35 B.LEW	46.425	38 S.OHLIN	1:08.167	10 R.DE GERUS	41.062	17	1 P.DURIANI	2:35.409	2:35.646 (17)
18	48 E.VALENTE	46.481	35 B.LEW	1:08.183	38 S.OHLIN	41.106	18	35 B.LEW	2:35.619	2:35.899 (18)
19	38 S.OHLIN	46.597	12 U.GAZIL	1:08.354	48 E.VALENTE	41.206	19	38 S.OHLIN	2:35.870	2:36.322 (19)



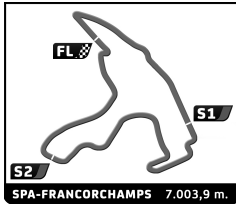
## CHAMPIONNAT DE FRANCE F4

### SPA EURO RACE

### QUALIFYING

### Best Top Speed

No Driver	Team	Class	Top 1		Top 2		Top 3		Top 4		Top 5		Avg
			Kph	Lap	Kph	Lap	Kph	Lap	Kph	Lap	Kph	Lap	
12	Ugo GAZIL		<b>218.2</b>	10	215.6	7	215.6	6	215.1	8	215.1	9	215,9
6	Isack HADJAR	JUNIOR	<b>217.7</b>	6	217.3	4	216.9	10	216.4	5	216.0	7	216,9
5	Sten VAN DER HENST		<b>216.4</b>	7	214.7	9	213.9	5	213.4	10	213.4	8	214,4
24	Mathis POULET		<b>216.4</b>	4	215.1	5	213.9	6	212.6	9	212.2	8	214,0
33	Evan SPENLE		<b>216.0</b>	8	215.6	5	214.7	7	214.3	9	213.9	4	214,9
51	Nicky HAYS		<b>216.0</b>	10	215.1	3	213.9	7	213.4	4	213.4	9	214,4
3	Gillian HENRION		<b>215.6</b>	8	214.7	10	212.2	9	212.2	5	211.8	6	213,3
7	Jules METTETAL		<b>215.6</b>	10	214.3	6	213.0	7	212.6	4	212.2	5	213,5
85	Valdemar ERIKSEN		<b>215.1</b>	6	214.7	7	214.7	10	213.9	9	213.4	8	214,4
9	Victor BERNIER	JUNIOR	<b>213.9</b>	10	213.4	9	212.2	6	211.8	7	210.5	5	212,4
22	Adrien PALLOT	JUNIOR	<b>213.9</b>	6	213.9	5	213.4	7	212.2	4	212.2	9	213,1
1	Pierre-François DURIANI		<b>213.4</b>	6	211.8	4	211.8	7	211.8	9	211.4	8	212,0
8	Stuart WHITE		<b>212.6</b>	10	212.6	9	211.8	6	211.4	3	210.1	8	211,7
43	Mikkel GRUNDTVIG		<b>212.6</b>	10	212.6	8	212.2	9	212.2	7	212.2	6	212,4
26	Hadrien DAVID		<b>212.2</b>	7	211.8	10	211.4	8	211.4	6	211.4	5	211,6
38	Simon OHLIN		<b>212.2</b>	4	211.8	3	211.4	10	211.4	7	210.9	8	211,5
35	Bryson LEW		<b>211.8</b>	3	211.4	4	210.1	7	209.3	10	207.7	2	210,1
10	Reshad DE GERUS		<b>210.9</b>	5	210.1	6	210.1	7	209.7	4	209.7	8	210,1
48	Enzo VALENTE		<b>210.1</b>	6	210.1	5	210.1	7	209.3	4	208.9	8	209,7




## CHAMPIONNAT DE FRANCE F4

### SPA EURO RACE

### QUALIFYING

#### Fastest Lap Sequence

Elapsed	No Driver	Team	Car	Class	Time	Kph	Lap
5:28.168	26	Hadrien DAVID			<b>2:36.674</b>	160.9	2
8:02.898	26	Hadrien DAVID			<b>2:34.730</b>	163.0	3
10:37.107	26	Hadrien DAVID			<b>2:34.209</b>	163.5	4
11:00.234	51	Nicky HAYS			<b>2:34.015</b>	163.7	4
15:45.083	26	Hadrien DAVID			<b>2:33.908</b>	163.8	6



# CHAMPIONNAT DE FRANCE F4


## SPA EURO RACE

### QUALIFYING

### Sector Analysis

■ Personal Best    
 ■ Session Best    
 ■ Crossing the finish line in the pit lane

Lap	Time	Sector 1	Sector 2	Sector 3	T.Spd	Elapsed	Lap	Time	Sector 1	Sector 2	Sector 3	T.Spd	Elapsed	
<b>1</b> Pierre-François DURIANI <span style="float: right;">FRA</span>							4	2:34.763	46.266	1:07.447	41.050	212.6	11:05.042	
1	3:31.022	1:34.896	1:14.415	41.711	191.2	3:31.022	5	2:34.328	46.021	1:07.522	40.785	212.2	13:39.370	
2	2:38.251	47.722	1:09.219	41.310	210.9	6:09.273	6	2:34.242	45.984	1:07.456	40.802	214.3	16:13.612	
3	2:36.817	46.898	1:08.756	41.163	210.5	8:46.090	7	2:34.642	46.076	1:07.560	41.006	213.0	18:48.254	
4	2:36.073	46.362	1:08.648	41.063	211.8	11:22.163	8	2:37.112	48.268	1:08.100	40.744	208.1	21:25.366	
5	3:46.718	1:09.458	1:55.004	42.256	98.7	15:08.881	9	2:35.756	46.375	1:08.641	40.740	209.7	24:01.122	
6	2:36.083	46.437	1:08.577	41.069	213.4	17:44.964	10	2:34.673	45.837	1:07.820	41.016	215.6	26:35.795	
7	2:35.675	46.413	1:08.161	41.101	211.8	20:20.639	<b>8</b> Stuart WHITE <span style="float: right;">SAF</span>							
8	2:35.646	46.328	1:08.304	41.014	211.4	22:56.285	1	2:57.471	59.727	1:14.628	43.116	169.0	2:57.471	
9	2:35.765	46.234	1:08.452	41.079	211.8	25:32.050	2	2:47.937	47.332	1:17.530	43.075	207.3	5:45.408	
<b>3</b> Gillian HENRION <span style="float: right;">FRA</span>							3	2:35.639	46.682	1:07.959	40.998	211.4	8:21.047	
1	2:59.880	1:02.405	1:15.493	41.982	180.9	2:59.880	4	2:35.286	46.556	1:07.533	41.197	209.7	10:56.333	
2	2:44.490	47.019	1:14.915	42.556	210.1	5:44.370	5	2:41.880	50.754	1:10.020	41.106	184.0	13:38.213	
3	2:35.789	46.766	1:07.722	41.301	209.7	8:20.159	6	2:34.082	46.251	1:06.909	40.922	211.8	16:12.295	
4	2:40.997	48.458	1:11.522	41.017	204.2	11:01.156	7	2:37.077	47.742	1:08.476	40.859	170.3	18:49.372	
5	2:34.548	46.293	1:07.426	40.829	212.2	13:35.704	8	2:38.637	46.406	1:07.778	44.453	210.1	21:28.009	
6	2:35.022	46.347	1:07.396	41.279	211.8	16:10.726	9	2:34.926	46.406	1:07.644	40.876	212.6	24:02.935	
7	2:51.297	55.903	1:07.760	47.634	193.9	19:02.023	10	2:35.102	46.348	1:07.477	41.277	212.6	26:38.037	
8	2:34.404	45.978	1:07.583	40.843	215.6	21:36.427	<b>9</b> Victor BERNIER <span style="float: right;">FRA</span>							
9	2:34.597	46.281	1:07.504	40.812	212.2	24:11.024	1	3:19.932	1:23.769	1:14.058	42.105	191.5	3:19.932	
10	2:35.060	46.018	1:07.840	41.202	214.7	26:46.084	2	2:36.843	47.077	1:08.431	41.335	208.5	5:56.775	
<b>5</b> Sten VAN DER HENST <span style="float: right;">BEL</span>							3	2:39.731	46.651	1:07.938	45.142	210.5	8:36.506	
1	3:20.697	1:21.857	1:15.682	43.158	172.5	3:20.697	4	2:35.062	46.445	1:07.491	41.126	210.1	11:11.568	
2	2:38.064	47.615	1:09.052	41.397	209.3	5:58.761	5	2:34.689	46.396	1:07.225	41.068	210.5	13:46.257	
3	2:35.485	46.292	1:08.195	40.998	212.6	8:34.246	6	2:34.606	46.286	1:07.365	40.955	212.2	16:20.863	
4	2:34.915	46.139	1:07.825	40.951	213.0	11:09.161	7	2:40.621	46.459	1:08.056	46.106	211.8	19:01.484	
5	2:34.258	45.987	1:07.498	40.773	213.9	13:43.419	8	2:35.923	46.483	1:08.274	41.166	209.7	21:37.407	
6	2:38.456	46.960	1:10.572	40.924	200.4	16:21.875	9	2:34.430	46.123	1:07.571	40.736	213.4	24:11.837	
7	2:34.806	45.862	1:08.157	40.787	216.4	18:56.681	10	2:34.128	46.111	1:07.346	40.671	213.9	26:45.965	
8	2:35.107	46.238	1:08.249	40.620	213.4	21:31.788	<b>10</b> Reshad DE GERUS <span style="float: right;">FRA</span>							
9	2:38.337	47.320	1:09.236	41.781	214.7	24:10.125	1	2:56.134	56.986	1:15.154	43.994	165.6	2:56.134	
10	3:06.054	B	1:20.638	59.229	213.4	27:16.179	2	2:59.166	B	51.254	1:14.018	53.894	190.8	5:55.300
<b>6</b> Isack HADJAR <span style="float: right;">FRA</span>							3	6:37.183	4:45.566	1:09.056	42.561	203.0	12:32.483	
1	3:04.801	1:04.944	1:16.897	42.960	162.4	3:04.801	4	2:35.634	46.523	1:07.655	41.456	209.7	15:08.117	
2	2:48.256	48.299	1:10.541	49.416	209.3	5:53.057	5	2:34.271	46.316	1:06.807	41.148	210.9	17:42.388	
3	2:37.715	47.392	1:09.303	41.020	214.3	8:30.772	6	2:34.522	46.345	1:07.013	41.164	210.1	20:16.910	
4	2:34.864	45.991	1:07.706	41.167	217.3	11:05.636	7	2:34.401	46.195	1:07.050	41.156	210.1	22:51.311	
5	2:34.243	45.923	1:07.563	40.757	216.4	13:39.879	8	2:34.728	46.653	1:07.013	41.062	209.7	25:26.039	
6	2:34.328	45.713	1:07.760	40.855	217.7	16:14.207	<b>12</b> Ugo GAZIL <span style="float: right;">FRA</span>							
7	2:34.429	45.880	1:07.665	40.884	216.0	18:48.636	1	3:04.548	1:08.138	1:14.096	42.314	192.2	3:04.548	
8	2:39.864	49.739	1:08.707	41.418	184.6	21:28.500	2	2:42.069	47.528	1:11.086	43.455	200.0	5:46.617	
9	2:35.343	45.890	1:08.247	41.206	213.0	24:03.843	3	2:41.453	46.501	1:08.993	45.959	214.7	8:28.070	
10	2:35.466	45.922	1:08.724	40.820	216.9	26:39.309	4	2:37.430	46.326	1:08.364	42.740	213.0	11:05.500	
<b>7</b> Jules METTETAL <span style="float: right;">FRA</span>							5	2:37.247	46.268	1:08.669	42.310	201.9	13:42.747	
1	3:14.859	1:12.133	1:19.007	43.719	154.7	3:14.859	6	2:36.383	47.058	1:08.531	40.794	215.6	16:19.130	
2	2:38.442	47.309	1:09.282	41.851	208.1	5:53.301	7	2:35.199	45.992	1:08.549	40.658	215.6	18:54.329	
3	2:36.978	47.092	1:08.817	41.069	209.7	8:30.279	8	2:34.890	45.665	1:08.354	40.871	215.1	21:29.219	
							9	2:35.263	45.854	1:08.568	40.841	215.1	24:04.482	
							10	2:36.372	45.752	1:09.555	41.065	218.2	26:40.854	



# CHAMPIONNAT DE FRANCE F4


## SPA EURO RACE

### QUALIFYING

### Sector Analysis

■ Personal Best    
 ■ Session Best    
 ■ Crossing the finish line in the pit lane

Lap	Time	Sector 1	Sector 2	Sector 3	T.Spd	Elapsed	Lap	Time	Sector 1	Sector 2	Sector 3	T.Spd	Elapsed
<b>22</b> Adrien PALLOT <span style="float: right;">FRA</span>							3	2:37.746	47.264	1:09.007	41.475	211.8	8:46.840
1	3:36.266	1:37.644	1:16.183	42.439	159.8	3:36.266	4	<span style="color: green;">2:35.899</span>	<span style="color: green;">46.425</span>	1:08.463	<span style="color: green;">41.011</span>	211.4	11:22.739
2	2:37.727	47.020	1:09.444	41.263	210.9	6:13.993	5	2:38.392	47.905	1:09.414	41.073	173.4	14:01.131
3	2:36.092	46.541	1:08.476	41.075	211.8	8:50.085	6	2:37.403	46.964	1:09.051	41.388	205.3	16:38.534
4	2:35.545	46.523	1:08.222	<span style="color: green;">40.800</span>	212.2	11:25.630	7	2:36.169	46.725	<span style="color: green;">1:08.183</span>	41.261	210.1	19:14.703
5	2:35.734	<span style="color: green;">46.099</span>	1:08.693	40.942	213.9	14:01.364	8	2:38.555	48.140	1:08.418	41.997	200.4	21:53.258
6	<span style="color: green;">2:35.120</span>	46.292	<span style="color: green;">1:07.842</span>	40.986	213.9	16:36.484	9	2:38.555	47.484	1:08.921	42.150	204.2	24:31.813
7	2:35.253	46.239	1:07.880	41.134	213.4	19:11.737	10	2:36.898	46.718	1:08.641	41.539	209.3	27:08.711
8	2:35.405	46.275	1:08.157	40.973	212.2	21:47.142	<b>38</b> Simon OHLIN <span style="float: right;">CHE</span>						
9	2:35.561	46.113	1:08.339	41.109	212.2	24:22.703	1	3:32.850	1:36.340	1:13.977	42.533	171.7	3:32.850
10	2:47.783	47.008	1:19.829	40.946	198.2	27:10.486	2	2:37.661	47.271	1:09.010	41.380	207.3	6:10.511
<b>24</b> Mathis POULET <span style="float: right;">FRA</span>							3	2:36.666	46.602	1:08.595	41.469	211.8	8:47.177
1	3:16.293	1:15.950	1:16.459	43.884	191.2	3:16.293	4	2:36.695	46.667	1:08.478	41.550	212.2	11:23.872
2	2:38.528	47.868	1:08.875	41.785	208.5	5:54.821	5	2:36.364	46.902	<span style="color: green;">1:08.167</span>	41.295	208.9	14:00.236
3	2:36.907	46.769	1:09.115	41.023	211.8	8:31.728	6	2:39.158	49.506	1:08.382	41.270	209.7	16:39.394
4	2:35.232	46.294	1:08.106	40.832	216.4	11:06.960	7	<span style="color: green;">2:36.322</span>	46.653	1:08.519	41.150	211.4	19:15.716
5	2:35.747	<span style="color: green;">46.162</span>	1:08.410	41.175	215.1	13:42.707	8	2:37.495	<span style="color: green;">46.597</span>	1:08.384	42.514	210.9	21:53.211
6	<span style="color: green;">2:35.001</span>	46.374	1:07.969	<span style="color: green;">40.658</span>	213.9	16:17.708	9	2:39.029	47.190	1:08.724	43.115	209.3	24:32.240
7	2:35.963	47.211	<span style="color: green;">1:07.929</span>	40.823	209.7	18:53.671	10	2:36.521	46.874	1:08.541	<span style="color: green;">41.106</span>	211.4	27:08.761
8	2:38.524	46.401	1:10.749	41.374	212.2	21:32.195	<b>43</b> Mikkel GRUNDTVIG <span style="float: right;">DNK</span>						
9	2:35.452	46.362	1:08.211	40.879	212.6	24:07.647	1	3:28.143	1:30.198	1:15.562	42.383	191.8	3:28.143
10	2:35.820	46.463	1:08.090	41.267	212.2	26:43.467	2	2:38.363	47.632	1:09.455	41.276	207.3	6:06.506
<b>26</b> Hadrien DAVID <span style="float: right;">FRA</span>							3	2:35.932	46.637	<span style="color: green;">1:07.978</span>	41.317	209.7	8:42.438
1	2:51.494	55.399	1:12.069	44.026	149.4	2:51.494	4	2:35.848	46.549	1:08.111	41.188	210.5	11:18.286
2	2:36.674	47.140	1:08.233	41.301	208.1	5:28.168	5	2:36.059	46.358	1:08.580	41.121	211.4	13:54.345
3	2:34.730	46.693	1:07.023	41.014	210.1	8:02.898	6	2:35.426	46.293	1:08.081	41.052	212.2	16:29.771
4	2:34.209	46.389	1:06.826	40.994	210.9	10:37.107	7	<span style="color: green;">2:35.284</span>	46.378	1:08.043	<span style="color: green;">40.863</span>	212.2	19:05.055
5	2:34.068	<span style="color: green;">46.201</span>	1:07.009	40.858	211.4	13:11.175	8	2:35.350	46.210	1:08.243	40.897	212.6	21:40.405
6	<span style="color: purple;">2:33.908</span>	46.276	<span style="color: purple;">1:06.801</span>	40.831	211.4	15:45.083	9	2:35.324	<span style="color: green;">46.209</span>	1:08.203	40.912	212.2	24:15.729
7	2:34.019	46.275	1:06.913	40.831	212.2	18:19.102	10	2:36.464	46.263	1:08.244	41.957	212.6	26:52.193
8	2:33.989	46.245	1:06.945	<span style="color: green;">40.799</span>	211.4	20:53.091	<b>48</b> Enzo VALENTE <span style="float: right;">FRA</span>						
9	2:34.264	46.254	1:07.141	40.869	210.5	23:27.355	1	2:56.427	57.603	1:16.376	42.448	158.1	2:56.427
10	2:34.271	46.241	1:07.220	40.810	211.8	26:01.626	2	2:41.073	48.550	1:10.815	41.708	203.8	5:37.500
<b>33</b> Evan SPENLE <span style="float: right;">FRA</span>							3	2:36.736	46.976	1:08.445	41.315	208.5	8:14.236
1	3:15.847	1:19.111	1:14.601	42.135	192.9	3:15.847	4	2:35.825	46.549	1:07.995	41.281	209.3	10:50.061
2	2:38.254	47.533	1:09.065	41.656	207.3	5:54.101	5	2:35.789	46.562	1:07.822	41.405	210.1	13:25.850
3	2:37.394	46.758	1:09.470	41.166	213.0	8:31.495	6	<span style="color: green;">2:35.174</span>	46.518	<span style="color: green;">1:07.450</span>	<span style="color: green;">41.206</span>	210.1	16:01.024
4	2:34.936	46.296	1:07.838	40.802	213.9	11:06.431	7	2:35.299	46.504	1:07.584	41.211	210.1	18:36.323
5	2:35.535	46.006	1:08.449	41.080	215.6	13:41.966	8	2:35.708	46.562	1:07.629	41.517	208.9	21:12.031
6	2:34.521	46.064	1:07.782	<span style="color: green;">40.675</span>	213.4	16:16.487	9	2:35.396	<span style="color: green;">46.481</span>	1:07.540	41.375	208.5	23:47.427
7	<span style="color: green;">2:34.434</span>	46.152	<span style="color: green;">1:07.576</span>	40.706	214.7	18:50.921	10	2:54.895	56.295	1:16.887	41.713	159.3	26:42.322
8	2:35.013	<span style="color: green;">45.869</span>	1:08.287	40.857	216.0	21:25.934	<b>51</b> Nicky HAYS <span style="float: right;">USA</span>						
9	2:34.574	45.874	1:07.806	40.894	214.3	24:00.508	1	3:03.998	1:03.310	1:17.967	42.721	177.3	3:03.998
10	2:35.651	46.420	1:08.465	40.766	212.2	26:36.159	2	2:42.298	47.754	1:10.991	43.553	205.7	5:46.296
<b>35</b> Bryson LEW <span style="float: right;">USA</span>							3	2:39.923	46.199	1:12.525	41.199	215.1	8:26.219
1	3:30.465	1:32.913	1:15.079	42.473	182.1	3:30.465	4	<span style="color: green;">2:34.015</span>	46.041	<span style="color: green;">1:07.156</span>	40.818	213.4	11:00.234
2	2:38.629	47.291	1:09.276	42.062	207.7	6:09.094	5	2:34.163	46.106	1:07.162	40.895	211.8	13:34.397
							6	2:41.260	51.949	1:08.415	40.896	184.6	16:15.657
							7	2:34.123	46.017	1:07.508	<span style="color: purple;">40.598</span>	213.9	18:49.780



# CHAMPIONNAT DE FRANCE F4

## SPA EURO RACE

### QUALIFYING

#### Sector Analysis


■ Personal Best    
 ■ Session Best    
 B Crossing the finish line in the pit lane

Lap	Time	Sector 1	Sector 2	Sector 3	T.Sp	Elapsed	Lap	Time	Sector 1	Sector 2	Sector 3	T.Sp	Elapsed
8	2:37.742	47.206	1:09.406	41.130	210.5	21:27.522							
9	2:34.183	46.063	1:07.510	40.610	213.4	24:01.705							
10	2:34.895	45.963	1:08.231	40.701	216.0	26:36.600							

**85** Valdemar ERIKSEN DNK

1	3:05.207	1:06.914	1:15.692	42.601	184.6	3:05.207
2	2:41.950	48.402	1:10.389	43.159	209.3	5:47.157
3	2:36.469	47.111	1:08.265	41.093	211.8	8:23.626
4	2:35.818	46.505	1:08.013	41.300	211.8	10:59.444
5	2:43.568	48.703	1:11.623	43.242	211.8	13:43.012
6	2:36.562	46.748	1:08.966	40.848	215.1	16:19.574
7	2:35.278	46.003	1:08.443	40.832	214.7	18:54.852
8	2:35.209	46.680	1:07.749	40.780	213.4	21:30.061
9	2:35.021	46.112	1:08.143	40.766	213.9	24:05.082
10	2:36.003	46.163	1:08.942	40.898	214.7	26:41.085





# CHAMPIONNAT DE FRANCE F4

## SPA EURO RACE

### RACE 1 (20' +1 Lap)


#### Starting Grid

2:36.322 <b>Simon OHLIN</b>	38	- 10 -	2:35.899 <b>Bryson LEW</b>
2:35.646 <b>Pierre-François DURIANI</b>	1	- 9 -	2:35.284 <b>Mikkel GRUNDTVIG</b>
2:35.174 <b>Enzo VALENTE</b>	48	- 8 -	2:35.120 <b>Adrien PALLOT</b>
2:35.021 <b>Valdemar ERIKSEN</b>	85	- 7 -	2:35.001 <b>Mathis POULET</b>
2:34.890 <b>Ugo GAZIL</b>	12	- 6 -	2:34.434 <b>Evan SPENLE</b>
2:34.404 <b>Gillian HENRION</b>	3	- 5 -	2:34.271 <b>Reshad DE GERUS</b>
2:34.258 <b>Sten VAN DER HENST</b>	5	- 4 -	2:34.243 <b>Isack HADJAR</b>
2:34.242 <b>Jules METTETAL</b>	7	- 3 -	2:34.128 <b>Victor BERNIER</b>
2:34.082 <b>Stuart WHITE</b>	8	- 2 -	2:34.015 <b>Nicky HAYS</b>
2:33.908 <b>Hadrien DAVID</b>	26	- 1 -	

Pole

Published at: .....

<b>Stewards</b>	<b>Timekeeper:</b>
-----------------	--------------------



# CHAMPIONNAT DE FRANCE F4

## SPA EURO RACE

### RACE 1 (20' +1 Lap)

## Final Classification

No	Driver	Nat	Team	Car	Cl.	Laps	Total Time	Gap	Kph	Best Lap		
										Lap	Time	Kph
1	6 Isack HADJAR	FRA			JUNIOR	8	<b>22:53.160</b>	-	146.6	2	<b>2:34.948</b>	162.7
2	8 Stuart WHITE	SAF				8	<b>22:53.900</b>	+0.740	146.5	2	<b>2:35.572</b>	162.1
3	9 Victor BERNIER	FRA			JUNIOR	8	<b>22:54.031</b>	+0.871	146.5	2	<b>2:35.355</b>	162.3
4	5 Sten VAN DER HENST	BEL				8	<b>22:54.283</b>	+1.123	146.5	8	<b>2:35.333</b>	162.3
5	33 Evan SPENLE	FRA				8	<b>22:54.662</b>	+1.502	146.4	7	<b>2:35.080</b>	162.6
6	1 Pierre-François DURIANI	FRA				8	<b>22:55.819</b>	+2.659	146.3	8	<b>2:35.357</b>	162.3
7	12 Ugo GAZIL	FRA				8	<b>22:57.868</b>	+4.708	146.1	7	<b>2:35.730</b>	161.9
8	22 Adrien PALLOT	FRA			JUNIOR	8	<b>22:58.564</b>	+5.404	146.0	8	<b>2:35.810</b>	161.8
9	3 Gillian HENRION	FRA				8	<b>22:58.938</b>	+5.778	146.0	7	<b>2:35.269</b>	162.4
10	43 Mikkel GRUNDTVIG	DNK				8	<b>23:00.287</b>	+7.127	145.8	8	<b>2:36.372</b>	161.2
11	38 Simon OHLIN	CHE				8	<b>23:01.184</b>	+8.024	145.7	8	<b>2:36.265</b>	161.4
12	24 Mathis POULET	FRA				8	<b>23:01.476</b>	+8.316	145.7	7	<b>2:35.838</b>	161.8
13	10 Reshad DE GERUS	FRA				8	<b>23:01.813</b>	+8.653	145.7	7	<b>2:35.643</b>	162.0
14	7 Jules METTETAL	FRA				8	<b>23:53.403</b>	+1:00.243	140.4	8	<b>2:35.786</b>	161.9
<b>Not classified</b>												
85	Valdemar ERIKSEN	DNK				6	<b>18:09.237</b>			5	<b>2:36.858</b>	160.7
51	Nicky HAYS	USA				6	<b>18:52.090</b>			2	<b>2:35.536</b>	162.1
26	Hadrien DAVID	FRA				5	<b>15:04.606</b>			2	<b>2:35.275</b>	162.4
48	Enzo VALENTE	FRA				5	<b>15:07.520</b>			2	<b>2:36.344</b>	161.3
35	Bryson LEW	USA				2	<b>5:22.423</b>			2	<b>2:36.751</b>	160.9

**Pole Position:**

Hadrien DAVID

**2:33.908**

163.8 Kph

**Fastest Lap:**

Lap2

Isack HADJAR

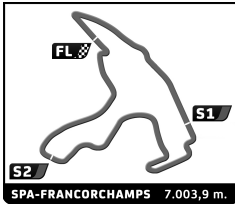
**2:34.948**

162.7 Kph

Published at: .....

Track Status: **DRY**

<b>Stewards</b>	<b>Timekeeper:</b>
-----------------	--------------------



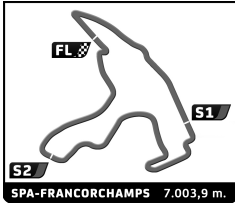
# CHAMPIONNAT DE FRANCE F4

## SPA EURO RACE

### RACE 1

#### Best Sector Times

Sector 1			Sector 2			Sector 3			Ideal Lap	Best Lap
Pos	No Driver	Time	No Driver	Time	No Driver	Time	Pos	No Driver		
1	1 P.DURIANI	45.756	3 G.HENRION	1:07.494	3 G.HENRION	40.699	1	3 G.HENRION	2:34.179	2:35.269 (3)
2	33 E.SPENLE	45.840	26 H.DAVID	1:07.678	26 H.DAVID	40.766	2	33 E.SPENLE	2:34.637	2:35.080 (2)
3	10 R.DE GERUS	45.881	8 S.WHITE	1:07.798	33 E.SPENLE	40.768	3	6 I.HADJAR	2:34.829	2:34.948 (1)
4	24 M.POULET	45.960	6 I.HADJAR	1:07.816	22 A.PALLOT	40.774	4	51 N.HAYS	2:34.892	2:35.536 (8)
5	3 G.HENRION	45.986	51 N.HAYS	1:07.868	7 J.METTETAL	40.803	5	26 H.DAVID	2:34.977	2:35.275 (4)
6	43 M.GRUNDTVIG	46.091	33 E.SPENLE	1:08.029	6 I.HADJAR	40.814	6	7 J.METTETAL	2:35.027	2:35.786 (12)
7	22 A.PALLOT	46.137	9 V.BERNIER	1:08.044	48 E.VALENTE	40.844	7	9 V.BERNIER	2:35.160	2:35.355 (6)
8	9 V.BERNIER	46.162	7 J.METTETAL	1:08.053	5 S.VAN DER HENST	40.846	8	1 P.DURIANI	2:35.161	2:35.357 (7)
9	51 N.HAYS	46.168	5 S.VAN DER HENST	1:08.304	51 N.HAYS	40.856	9	24 M.POULET	2:35.194	2:35.838 (14)
10	7 J.METTETAL	46.171	10 R.DE GERUS	1:08.339	1 P.DURIANI	40.857	10	8 S.WHITE	2:35.269	2:35.572 (9)
11	5 S.VAN DER HENST	46.183	24 M.POULET	1:08.374	24 M.POULET	40.860	11	10 R.DE GERUS	2:35.327	2:35.643 (10)
12	6 I.HADJAR	46.199	38 S.OHLIN	1:08.444	43 M.GRUNDTVIG	40.868	12	5 S.VAN DER HENST	2:35.333	2:35.333 (5)
13	12 U.GAZIL	46.235	85 V.ERIKSEN	1:08.466	12 U.GAZIL	40.869	13	22 A.PALLOT	2:35.596	2:35.810 (13)
14	85 V.ERIKSEN	46.289	48 E.VALENTE	1:08.499	85 V.ERIKSEN	40.932	14	12 U.GAZIL	2:35.624	2:35.730 (11)
15	38 S.OHLIN	46.296	12 U.GAZIL	1:08.520	9 V.BERNIER	40.954	15	48 E.VALENTE	2:35.682	2:36.344 (16)
16	48 E.VALENTE	46.339	1 P.DURIANI	1:08.548	8 S.WHITE	40.996	16	85 V.ERIKSEN	2:35.687	2:36.858 (19)
17	35 B.LEW	46.446	22 A.PALLOT	1:08.685	35 B.LEW	41.000	17	43 M.GRUNDTVIG	2:35.888	2:36.372 (17)
18	8 S.WHITE	46.475	35 B.LEW	1:08.843	10 R.DE GERUS	41.107	18	38 S.OHLIN	2:35.936	2:36.265 (15)
19	26 H.DAVID	46.533	43 M.GRUNDTVIG	1:08.929	38 S.OHLIN	41.196	19	35 B.LEW	2:36.289	2:36.751 (18)



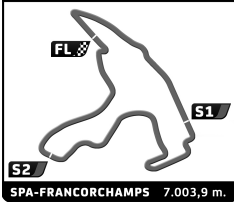
## CHAMPIONNAT DE FRANCE F4

### SPA EURO RACE

### RACE 1

### Best Top Speed

No Driver	Team	Class	Top 1		Top 2		Top 3		Top 4		Top 5	
			Kph	Lap	Kph	Lap	Kph	Lap	Kph	Lap	Kph	Lap
3 Gillian HENRION			<b>217.7</b>	5	213.9	7	212.6	8	210.9	6	208.5	3 212,7
33 Evan SPENLE			<b>217.7</b>	8	214.7	5	212.6	7	212.2	2	211.4	3 213,7
48 Enzo VALENTE			<b>217.7</b>	5	216.0	3	214.3	2	70.7	4		179,7
1 Pierre-François DURIANI			<b>217.3</b>	5	216.9	2	216.4	3	216.0	7	216.0	8 216,5
10 Reshad DE GERUS			<b>217.3</b>	3	216.0	7	215.1	5	213.9	8	210.9	2 214,6
22 Adrien PALLOT		JUNIOR	<b>216.4</b>	5	215.1	2	213.4	8	211.4	3	210.5	7 213,4
24 Mathis POULET			<b>216.4</b>	5	213.9	7	213.4	6	211.8	8	210.5	3 213,2
7 Jules METTETAL			<b>216.0</b>	2	215.6	3	215.1	5	210.1	8	208.1	7 213,0
43 Mikkel GRUNDTVIG			<b>215.1</b>	2	215.1	3	215.1	5	213.4	8	212.6	7 214,3
6 Isack HADJAR		JUNIOR	<b>214.7</b>	3	213.9	6	212.6	2	212.6	5	212.2	7 213,2
85 Valdemar ERIKSEN			<b>214.7</b>	2	212.6	5	210.1	3	196.0	6	70.4	4 180,8
5 Sten VAN DER HENST			<b>214.3</b>	8	213.4	5	212.2	3	211.4	7	210.5	2 212,4
38 Simon OHLIN			<b>214.3</b>	2	214.3	5	212.6	3	212.2	8	211.4	7 213,0
35 Bryson LEW			<b>213.0</b>	2								213,0
51 Nicky HAYS			<b>213.0</b>	2	212.2	3	209.3	5	92.3	4	13.4	6 148,0
12 Ugo GAZIL			<b>212.6</b>	7	212.6	8	211.4	2	210.5	5	209.3	3 211,3
9 Victor BERNIER		JUNIOR	<b>212.2</b>	2	212.2	7	210.9	8	210.5	3	210.1	5 211,2
8 Stuart WHITE			<b>210.5</b>	3	210.1	6	209.3	2	209.3	5	207.7	7 209,4
26 Hadrien DAVID			<b>209.7</b>	2	209.3	5	208.9	3	88.0	4		179,0



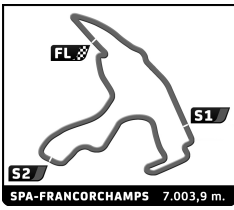
# CHAMPIONNAT DE FRANCE F4

## SPA EURO RACE

### RACE 1

#### Fastest Lap Sequence

Elapsed	No	Driver	Team	Car	Class	Time	Kph	Lap
5:12.885	26	Hadrien DAVID				<b>2:35.275</b>	162.4	2
5:15.023	6	Isack HADJAR			JUNIOR	<b>2:34.948</b>	162.7	2




# CHAMPIONNAT DE FRANCE F4

## SPA EURO RACE

### RACE 1

## Lap Chart

No	Pos	Grid	Lap							
			1	2	3	4	5	6	7	8
26	<b>1</b>	26	26	26	26	26	51	8	8	6
51	<b>2</b>	51	51	51	51	51	26	6	6	8
8	<b>3</b>	8	8	8	8	8	8	9	9	9
9	<b>4</b>	9	9	9	9	9	9	5	5	5
7	<b>5</b>	7	6	6	6	6	6	33	33	33
6	<b>6</b>	6	5	5	5	5	5	1	1	1
5	<b>7</b>	5	12	85	85	85	85	12	12	12
10	<b>8</b>	10	85	33	33	33	33	22	22	22
3	<b>9</b>	3	7	12	48	48	48	43	3	3
33	<b>10</b>	33	33	48	12	1	1	3	43	43
12	<b>11</b>	12	48	1	1	12	22	38	24	38
24	<b>12</b>	24	1	7	22	22	12	24	38	24
85	<b>13</b>	85	10	22	43	43	43	10	10	10
22	<b>14</b>	22	43	35	10	10	38	7	7	7
48	<b>15</b>	48	22	43	38	38	24	85		
43	<b>16</b>	43	35	10	24	24	10	51		
1	<b>17</b>	1	38	38	7	7	3			
35	<b>18</b>	35	24	24	3	3	7			
38	<b>19</b>	38	3	3						



# CHAMPIONNAT DE FRANCE F4


## SPA EURO RACE

### RACE 1

#### Analysis by lap

Lapped

No	Lap Time	Gap	No	Lap Time	Gap	No	Lap Time	Gap	No	Lap Time	Gap	No	Lap Time	Gap
<b>Lap 1</b>														
26	2:37.610	0.000	22	2:42.587	7.348	12	2:36.958	5.109						
51	2:38.151	0.541	43	2:41.930	8.153	22	2:38.468	5.912						
8	2:38.816	1.206	10	2:42.255	8.940	43	2:37.623	6.201						
9	2:39.343	1.733	38	2:42.800	9.974	3	2:35.905	6.858						
6	2:40.075	2.465	24	2:41.715	10.498	38	2:37.304	7.242						
5	2:41.220	3.610	7	2:51.542	15.795	24	2:37.982	8.214						
12	2:42.431	4.821	3	2:35.422	18.556	10	2:38.410	9.035						
85	2:42.544	4.934	<b>Lap 4</b>											
7	2:43.300	5.690	26	4:31.160		8	2:36.107							
33	2:43.465	5.855	51	4:30.924	0.298	6	2:35.870	0.443						
48	2:43.781	6.171	8	4:30.874	0.765	9	2:35.593	0.817						
1	2:44.272	6.662	9	4:30.645	1.202	5	2:35.870	1.991						
10	2:44.476	6.866	6	4:30.109	1.659	33	2:35.080	2.586						
43	2:45.386	7.776	5	4:30.233	2.205	1	2:35.532	3.503						
22	2:45.433	7.823	85	4:29.756	2.425	12	2:35.730	4.732						
35	2:45.672	8.062	33	4:29.234	2.741	22	2:35.990	5.795						
38	2:45.933	8.323	48	4:28.811	2.917	3	2:35.269	6.020						
24	2:49.122	11.512	1	4:28.536	3.608	43	2:36.862	6.956						
3	3:03.860	26.250	12	4:29.558	4.128	24	2:35.838	7.945						
<b>Lap 2</b>														
26	2:35.275		22	4:28.103	4.291	3	2:35.269	6.020						
51	2:35.536	0.802	43	4:27.679	4.672	43	2:36.862	6.956						
8	2:35.572	1.503	10	4:27.180	4.960	24	2:35.838	7.945						
9	2:35.355	1.813	38	4:26.735	5.549	38	2:36.825	7.960						
6	2:34.948	2.138	24	4:26.591	5.929	10	2:35.643	8.571						
5	2:36.488	4.823	7	4:22.004	6.639	7	3:18.515	1:00.658						
85	2:36.868	6.527	3	4:19.667	7.063	<b>Lap 8</b>								
33	2:36.359	6.939	<b>Lap 5</b>											
12	2:37.552	7.098	51	2:36.411		6	2:35.758							
48	2:36.344	7.240	26	2:36.869	0.160	8	2:36.941	0.740						
1	2:36.333	7.720	8	2:36.690	0.746	9	2:36.255	0.871						
7	2:37.530	7.945	9	2:36.938	1.431	5	2:35.333	1.123						
22	2:35.905	8.453	6	2:36.813	1.763	33	2:35.117	1.502						
35	2:36.751	9.538	5	2:36.760	2.256	1	2:35.357	2.659						
43	2:37.414	9.915	85	2:36.858	2.574	12	2:36.177	4.708						
10	2:38.786	10.377	33	2:36.807	2.839	22	2:35.810	5.404						
38	2:37.818	10.866	48	2:36.866	3.074	3	2:35.959	5.778						
24	2:36.238	12.475	1	2:36.484	3.383	43	2:36.372	7.127						
3	2:35.851	26.826	22	2:36.268	3.850	38	2:36.265	8.024						
<b>Lap 3</b>														
26	2:43.692		12	2:37.138	4.557	24	2:36.572	8.316						
51	2:43.424	0.534	43	2:37.021	4.984	10	2:36.283	8.653						
8	2:43.240	1.051	38	2:37.504	6.344	7	2:35.786	1:00.243						
9	2:43.596	1.717	24	2:37.418	6.638	<b>Lap 6</b>								
6	2:44.264	2.710	10	2:38.780	7.031	8	2:35.660							
5	2:42.001	3.132	3	2:37.005	7.359	6	2:35.323	0.680						
85	2:40.994	3.829	7	2:37.751	7.681	9	2:36.306	1.331						
33	2:41.420	4.667	<b>Lap 7</b>											
48	2:41.718	5.266	8	2:35.660		5	2:36.378	2.228						
12	2:42.324	5.730	6	2:35.323	0.680	33	2:37.180	3.613						
1	2:42.204	6.232	9	2:37.101	4.078	1	2:37.101	4.078						



# CHAMPIONNAT DE FRANCE F4

## SPA EURO RACE


### RACE 1

## Sector Analysis

■ Personal Best    
 ■ Session Best    
 ■ Crossing the finish line in the pit lane

Lap	Time	Sector 1	Sector 2	Sector 3	T.Spd	Elapsed	Lap	Time	Sector 1	Sector 2	Sector 3	T.Spd	Elapsed	
<b>1</b> Pierre-François DURIANI <span style="float: right;">FRA</span>							<b>8</b> Stuart WHITE <span style="float: right;">SAF</span>							
1	2:44.272	52.081	1:10.879	41.312		2:44.272	1	2:38.816	48.772	1:08.871	41.173		2:38.816	
2	2:36.333	46.528	1:08.825	40.980	216.9	5:20.605	2	2:35.572	46.540	1:07.798	41.234	209.3	5:14.388	
3	2:42.204	46.493	1:10.991	44.720	216.4	8:02.809	3	2:43.240	46.475	1:07.955	48.810	210.5	7:57.628	
4	4:28.536	1:26.276	1:53.706	1:08.554	77.7	12:31.345	4	4:30.874	1:25.256	1:56.072	1:09.546	94.3	12:28.502	
5	2:36.484	45.756	1:09.871	40.857	217.3	15:07.829	5	2:36.690	46.657	1:09.037	40.996	209.3	15:05.192	
6	2:37.101	47.580	1:08.613	40.908	209.3	17:44.930	6	2:35.660	46.531	1:07.939	41.190	210.1	17:40.852	
7	2:35.532	46.088	1:08.548	40.896	216.0	20:20.462	7	2:36.107	46.872	1:07.950	41.285	207.7	20:16.959	
8	2:35.357	45.834	1:08.619	40.904	216.0	22:55.819	8	2:36.941	46.972	1:08.412	41.557	207.7	22:53.900	
<b>3</b> Gillian HENRION <span style="float: right;">FRA</span>							<b>9</b> Victor BERNIER <span style="float: right;">FRA</span>							
1	3:03.860	50.051	1:09.872	1:03.937		3:03.860	1	2:39.343	49.786	1:08.603	40.954		2:39.343	
2	2:35.851	47.155	1:07.494	41.202	207.7	5:39.711	2	2:35.355	46.345	1:08.044	40.966	212.2	5:14.698	
3	2:35.422	46.599	1:07.744	41.079	208.5	8:15.133	3	2:43.596	46.169	1:08.833	48.594	210.5	7:58.294	
4	4:19.667	1:19.430	1:52.648	1:07.589	71.3	12:34.800	4	4:30.645	1:25.365	1:55.726	1:09.554	89.4	12:28.939	
5	2:37.005	45.986	1:09.737	41.282	217.7	15:11.805	5	2:36.938	46.184	1:09.780	40.974	210.1	15:05.877	
6	2:35.905	46.926	1:08.280	40.699	210.9	17:47.710	6	2:36.306	46.861	1:08.483	40.962	208.1	17:42.183	
7	2:35.269	46.156	1:08.162	40.951	213.9	20:22.979	7	2:35.593	46.162	1:08.388	41.043	212.2	20:17.776	
8	2:35.959	46.377	1:08.649	40.933	212.6	22:58.938	8	2:36.255	46.165	1:08.713	41.377	210.9	22:54.031	
<b>5</b> Sten VAN DER HENST <span style="float: right;">BEL</span>							<b>10</b> Reshad DE GERUS <span style="float: right;">FRA</span>							
1	2:41.220	49.888	1:09.818	41.514		2:41.220	1	2:44.476	50.918	1:11.320	42.238		2:44.476	
2	2:36.488	46.835	1:08.595	41.058	210.5	5:17.708	2	2:38.786	47.319	1:09.105	42.362	210.9	5:23.262	
3	2:42.001	46.325	1:08.335	47.341	212.2	7:59.709	3	2:42.255	45.881	1:10.280	46.094	217.3	8:05.517	
4	4:30.233	1:26.444	1:54.479	1:09.310	72.6	12:29.942	4	4:27.180	1:26.119	1:53.038	1:08.023	68.4	12:32.697	
5	2:36.760	46.455	1:09.388	40.917	213.4	15:06.702	5	2:38.780	46.345	1:09.853	42.582	215.1	15:11.477	
6	2:36.378	46.275	1:09.152	40.951	199.3	17:43.080	6	2:38.410	47.323	1:09.906	41.181	210.5	17:49.887	
7	2:35.870	46.346	1:08.558	40.966	211.4	20:18.950	7	2:35.643	46.139	1:08.339	41.165	216.0	20:25.530	
8	2:35.333	46.183	1:08.304	40.846	214.3	22:54.283	8	2:36.283	46.307	1:08.869	41.107	213.9	23:01.813	
<b>6</b> Isack HADJAR <span style="float: right;">FRA</span>							<b>12</b> Ugo GAZIL <span style="float: right;">FRA</span>							
1	2:40.075	49.943	1:09.166	40.966		2:40.075	1	2:42.431	50.810	1:09.855	41.766		2:42.431	
2	2:34.948	46.318	1:07.816	40.814	212.6	5:15.023	2	2:37.552	46.758	1:09.297	41.497	211.4	5:19.983	
3	2:44.264	46.199	1:08.928	49.137	214.7	7:59.287	3	2:42.324	46.652	1:11.045	44.627	209.3	8:02.307	
4	4:30.109	1:26.050	1:54.600	1:09.459	82.5	12:29.396	4	4:29.558	1:26.172	1:53.822	1:09.564	74.4	12:31.865	
5	2:36.813	46.252	1:09.633	40.928	212.6	15:06.209	5	2:37.138	46.640	1:09.629	40.869	210.5	15:09.003	
6	2:35.323	46.352	1:07.990	40.981	213.9	17:41.532	6	2:36.958	46.586	1:09.295	41.077	203.0	17:45.961	
7	2:35.870	46.263	1:08.548	41.059	212.2	20:17.402	7	2:35.730	46.235	1:08.520	40.975	212.6	20:21.691	
8	2:35.758	46.439	1:07.984	41.335	211.4	22:53.160	8	2:36.177	46.308	1:08.831	41.038	212.6	22:57.868	
<b>7</b> Jules METTETAL <span style="float: right;">FRA</span>							<b>22</b> Adrien PALLOT <span style="float: right;">FRA</span>							
1	2:43.300	49.993	1:10.224	43.083		2:43.300	1	2:45.433	51.840	1:10.774	42.819		2:45.433	
2	2:37.530	47.854	1:08.873	40.803	216.0	5:20.830	2	2:35.905	46.248	1:08.883	40.774	215.1	5:21.338	
3	2:51.542	46.563	1:23.841	41.138	215.6	8:12.372	3	2:42.587	46.222	1:10.876	45.489	211.4	8:03.925	
4	4:22.004	1:21.316	1:53.118	1:07.570	71.0	12:34.376	4	4:28.103	1:26.259	1:53.430	1:08.414	73.1	12:32.028	
5	2:37.751	46.171	1:09.783	41.797	215.1	15:12.127	5	2:36.268	46.385	1:09.092	40.791	216.4	15:08.296	
6	2:46.975	B	47.121	1:09.943	49.911	207.3	17:59.102	6	2:38.468	47.434	1:10.058	40.976	188.2	17:46.764
7	3:18.515	1:29.021	1:08.352	41.142	208.1	21:17.617	7	2:35.990	46.137	1:08.873	40.980	210.5	20:22.754	
8	2:35.786	46.616	1:08.053	41.117	210.1	23:53.403	8	2:35.810	46.305	1:08.685	40.820	213.4	22:58.564	





# CHAMPIONNAT DE FRANCE F4


## SPA EURO RACE

### RACE 1

## Sector Analysis

■ Personal Best   
 ■ Session Best   
 ■ Crossing the finish line in the pit lane

Lap	Time	Sector 1	Sector 2	Sector 3	T.Spd	Elapsed	Lap	Time	Sector 1	Sector 2	Sector 3	T.Spd	Elapsed		
<b>24</b>	Mathis POULET						FRA	<b>48</b>	Enzo VALENTE						FRA
1	2:49.122	59.374	<span style="color: green;">1:08.374</span>	41.374		2:49.122	1	2:43.781	51.712	1:10.184	41.885		2:43.781		
2	2:36.238	46.574	1:08.517	41.147	209.7	5:25.360	2	<span style="color: green;">2:36.344</span>	46.738	<span style="color: green;">1:08.499</span>	41.107	214.3	5:20.125		
3	2:41.715	46.441	1:08.796	46.478	210.5	8:07.075	3	2:41.718	46.349	1:09.041	46.328	216.0	8:01.843		
4	4:26.591	1:25.941	1:52.866	1:07.784	70.5	12:33.666	4	4:28.811	1:26.150	1:53.947	1:08.714	70.7	12:30.654		
5	2:37.418	<span style="color: green;">45.960</span>	1:10.223	41.235	216.4	15:11.084	5	2:36.866	<span style="color: green;">46.339</span>	1:09.683	<span style="color: green;">40.844</span>	217.7	15:07.520		
6	2:37.982	47.865	1:09.257	<span style="color: green;">40.860</span>	213.4	17:49.066									
7	<span style="color: green;">2:35.838</span>	46.499	1:08.478	40.861	213.9	20:24.904									
8	2:36.572	46.619	1:08.943	41.010	211.8	23:01.476									
<b>26</b>	Hadrien DAVID						FRA	<b>51</b>	Nicky HAYS						USA
1	2:37.610	48.212	1:08.404	40.994		2:37.610	1	2:38.151	48.165	1:09.130	<span style="color: green;">40.856</span>		2:38.151		
2	<span style="color: green;">2:35.275</span>	46.567	1:07.819	40.889	209.7	5:12.885	2	<span style="color: green;">2:35.536</span>	<span style="color: green;">46.168</span>	1:08.478	40.890	213.0	5:13.687		
3	2:43.692	<span style="color: green;">46.533</span>	<span style="color: green;">1:07.678</span>	49.481	208.9	7:56.577	3	2:43.424	46.274	<span style="color: green;">1:07.868</span>	49.282	212.2	7:57.111		
4	4:31.160	1:25.258	1:56.180	1:09.722	88.0	12:27.737	4	4:30.924	1:25.232	1:56.215	1:09.477	92.3	12:28.035		
5	2:36.869	46.538	1:09.565	<span style="color: green;">40.766</span>	209.3	15:04.606	5	2:36.411	46.188	1:08.958	41.265	209.3	15:04.446		
							6	3:47.644 <b>B</b>	1:34.666	1:18.643	54.335	13.4	18:52.090		
<b>33</b>	Evan SPENLE						FRA	<b>85</b>	Valdemar ERIKSEN						DNK
1	2:43.465	51.303	1:10.110	42.052		2:43.465	1	2:42.544	50.924	1:10.081	41.539		2:42.544		
2	2:36.359	46.890	1:08.451	41.018	212.2	5:19.824	2	2:36.868	46.724	1:08.843	41.301	214.7	5:19.412		
3	2:41.420	46.542	1:08.712	46.166	211.4	8:01.244	3	2:40.994	46.515	<span style="color: green;">1:08.466</span>	46.013	210.1	8:00.406		
4	4:29.234	1:25.965	1:54.185	1:09.084	69.5	12:30.478	4	4:29.756	1:26.251	1:54.302	1:09.203	70.4	12:30.162		
5	2:36.807	46.411	1:09.513	40.883	214.7	15:07.285	5	<span style="color: green;">2:36.858</span>	<span style="color: green;">46.289</span>	1:09.637	<span style="color: green;">40.932</span>	212.6	15:07.020		
6	2:37.180	47.367	1:08.613	41.200	211.4	17:44.465	6	3:02.217 <b>B</b>	52.153	1:14.435	55.629	196.0	18:09.237		
7	<span style="color: green;">2:35.080</span>	46.208	<span style="color: green;">1:08.029</span>	40.843	212.6	20:19.545									
8	2:35.117	<span style="color: green;">45.840</span>	1:08.509	<span style="color: green;">40.768</span>	217.7	22:54.662									
<b>35</b>	Bryson LEW						USA								
1	2:45.672	52.900	1:10.678	42.094		2:45.672									
2	<span style="color: green;">2:36.751</span>	46.908	<span style="color: green;">1:08.843</span>	<span style="color: green;">41.000</span>	213.0	5:22.423									
<b>38</b>	Simon OHLIN						CHE								
1	2:45.933	52.853	1:11.075	42.005		2:45.933									
2	2:37.818	47.308	1:09.073	41.437	214.3	5:23.751									
3	2:42.800	<span style="color: green;">46.296</span>	1:10.213	46.291	212.6	8:06.551									
4	4:26.735	1:25.699	1:53.127	1:07.909	70.0	12:33.286									
5	2:37.504	46.362	1:09.869	41.273	214.3	15:10.790									
6	2:37.304	47.026	1:08.814	41.464	210.1	17:48.094									
7	2:36.825	46.922	1:08.603	41.300	211.4	20:24.919									
8	<span style="color: green;">2:36.265</span>	46.625	<span style="color: green;">1:08.444</span>	<span style="color: green;">41.196</span>	212.2	23:01.184									
<b>43</b>	Mikkel GRUNDTVIG						DNK								
1	2:45.386	52.714	1:10.550	42.122		2:45.386									
2	2:37.414	47.457	<span style="color: green;">1:08.929</span>	41.028	215.1	5:22.800									
3	2:41.930	<span style="color: green;">46.091</span>	1:10.208	45.631	215.1	8:04.730									
4	4:27.679	1:26.164	1:53.162	1:08.353	69.6	12:32.409									
5	2:37.021	46.585	1:09.568	<span style="color: green;">40.868</span>	215.1	15:09.430									
6	2:37.623	46.597	1:09.994	41.032	200.0	17:47.053									
7	2:36.862	46.738	1:09.199	40.925	212.6	20:23.915									
8	<span style="color: green;">2:36.372</span>	46.339	1:08.946	41.087	213.4	23:00.287									



# CHAMPIONNAT DE FRANCE F4


## SPA EURO RACE

### RACE 2 (20' +1 Lap)

**Amended**

SPA-FRANCORCHAMPS 7.003,9 m. Starting Grid


			48	Enzo VALENTE
Bryson LEW	35	- 9 -		
			26	Hadrien DAVID
Nicky HAYS	51	- 8 -		
			7	Jules METTETAL
Reshad DE GERUS	10	- 7 -		
			24	Mathis POULET
Simon OHLIN	38	- 6 -		
			6	Isack HADJAR
Stuart WHITE	8	- 5 -		
			9	Victor BERNIER
Sten VAN DER HENST	5	- 4 -		
			33	Evan SPENLE
Pierre-François DURIANI	1	- 3 -		
			12	Ugo GAZIL
Adrien PALLOT	22	- 2 -		
			3	Gillian HENRION
Mikkel GRUNDTVIG	43	- 1 -		

  
**Pole**

**#48 - DROP OF 3 GRID POSITIONS DUE TO STEWARDS DECISION N°2**

Published at: .....

<b>Stewards</b>	<b>Timekeeper:</b>



# CHAMPIONNAT DE FRANCE F4

## SPA EURO RACE

### RACE 2 (20' + 1 Lap)

### Final Classification

No Driver	Nat	Team	Car	Cl.	Laps	Total Time	Gap	Kph	Best Lap		
									Lap	Time	Kph
1 22 Adrien PALLOT	FRA			JUNIOR	9	<b>23:40.307</b>	-	159.5	5	<b>2:36.963</b>	160.6
2 12 Ugo GAZIL	FRA				9	<b>23:41.012</b>	+0.705	159.4	6	<b>2:36.842</b>	160.8
3 3 Gillian HENRION	FRA				9	<b>23:42.876</b>	+2.569	159.2	6	<b>2:36.647</b>	161.0
4 5 Sten VAN DER HENST	BEL				9	<b>23:43.012</b>	+2.705	159.2	6	<b>2:36.483</b>	161.1
5 1 Pierre-François DURIANI	FRA				9	<b>23:43.281</b>	+2.974	159.1	6	<b>2:36.693</b>	160.9
6 26 Hadrien DAVID	FRA				9	<b>23:43.583</b>	+3.276	159.1	7	<b>2:36.101</b>	161.5
7 9 Victor BERNIER	FRA			JUNIOR	9	<b>23:43.751</b>	+3.444	159.1	7	<b>2:36.074</b>	161.6
8 8 Stuart WHITE	SAF				9	<b>23:44.655</b>	+4.348	159.0	7	<b>2:36.769</b>	160.8
9 51 Nicky HAYS	USA				9	<b>23:45.054</b>	+4.747	158.9	9	<b>2:35.932</b>	161.7
10 43 Mikkel GRUNDTVIG	DNK				9	<b>23:46.763</b>	+6.456	158.7	9	<b>2:37.006</b>	160.6
11 48 Enzo VALENTE	FRA				9	<b>23:48.435</b>	+8.128	158.6	7	<b>2:36.596</b>	161.0
12 7 Jules METTETAL	FRA				9	<b>23:48.574</b>	+8.267	158.5	3	<b>2:36.138</b>	161.5
13 10 Reshad DE GERUS	FRA				9	<b>23:48.790</b>	+8.483	158.5	7	<b>2:36.447</b>	161.2
14 24 Mathis POULET	FRA				9	<b>23:49.182</b>	+8.875	158.5	7	<b>2:37.071</b>	160.5
15 38 Simon OHLIN	CHE				9	<b>23:55.539</b>	+15.232	157.8	4	<b>2:36.671</b>	160.9
<b>Not classified</b>											
35 Bryson LEW	USA				6	<b>16:49.940</b>			4	<b>2:36.530</b>	161.1
6 Isack HADJAR	FRA			JUNIOR	5	<b>13:18.914</b>			3	<b>2:36.092</b>	161.5
33 Evan SPENLE	FRA				2	<b>20:06.611</b>					


<b>Pole Position:</b>	Mikkel GRUNDTVIG		
<b>Fastest Lap:</b>	Lap9 Nicky HAYS	<b>2:35.932</b>	161.7 Kph

#35 - DROP OF 3 GRID POSITIONS IN STARTING GRID RACE 3 DUE TO STEWARDS DECISION N°7  
 #8 - DROP OF 3 GRID POSITIONS IN STARTING GRID RACE 3 DUE TO STEWARDS DECISION N°8

Published at: .....

Track Status: **DRY**

<b>Stewards</b>	<b>Timekeeper:</b>
-----------------	--------------------



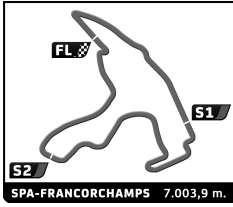
## CHAMPIONNAT DE FRANCE F4

### SPA EURO RACE

### RACE 2

### Best Sector Times

Sector 1			Sector 2			Sector 3			Ideal Lap	Best Lap	
Pos	No Driver	Time	No Driver	Time	No Driver	Time	Pos	No Driver			
1	51 N.HAYS	45.743	51 N.HAYS	1:08.705	7 J.METTETAL	40.746	1	51 N.HAYS	2:35.334	2:35.932	(1)
2	10 R.DE GERUS	45.857	48 E.VALENTE	1:08.741	24 M.POULET	40.787	2	10 R.DE GERUS	2:35.646	2:36.447	(6)
3	26 H.DAVID	45.990	10 R.DE GERUS	1:08.756	5 S.VAN DER HENST	40.789	3	26 H.DAVID	2:35.661	2:36.101	(4)
4	7 J.METTETAL	46.005	9 V.BERNIER	1:08.766	1 P.DURIANI	40.793	4	6 I.HADJAR	2:35.790	2:36.092	(3)
5	35 B.LEW	46.045	3 G.HENRION	1:08.801	26 H.DAVID	40.805	5	7 J.METTETAL	2:35.807	2:36.138	(5)
6	6 I.HADJAR	46.060	6 I.HADJAR	1:08.802	48 E.VALENTE	40.880	6	9 V.BERNIER	2:35.861	2:36.074	(2)
7	1 P.DURIANI	46.112	8 S.WHITE	1:08.802	51 N.HAYS	40.886	7	48 E.VALENTE	2:35.875	2:36.596	(9)
8	9 V.BERNIER	46.151	26 H.DAVID	1:08.866	43 M.GRUNDTVIG	40.888	8	8 S.WHITE	2:36.064	2:36.769	(13)
9	24 M.POULET	46.216	35 B.LEW	1:08.886	6 I.HADJAR	40.928	9	35 B.LEW	2:36.106	2:36.530	(8)
10	48 E.VALENTE	46.254	38 S.OHLIN	1:09.022	22 A.PALLOT	40.944	10	24 M.POULET	2:36.200	2:37.071	(17)
11	5 S.VAN DER HENST	46.266	22 A.PALLOT	1:09.048	9 V.BERNIER	40.944	11	3 G.HENRION	2:36.270	2:36.647	(10)
12	8 S.WHITE	46.315	7 J.METTETAL	1:09.056	8 S.WHITE	40.947	12	22 A.PALLOT	2:36.342	2:36.963	(15)
13	22 A.PALLOT	46.350	12 U.GAZIL	1:09.176	12 U.GAZIL	41.009	13	5 S.VAN DER HENST	2:36.380	2:36.483	(7)
14	38 S.OHLIN	46.416	43 M.GRUNDTVIG	1:09.182	3 G.HENRION	41.022	14	38 S.OHLIN	2:36.546	2:36.671	(11)
15	3 G.HENRION	46.447	24 M.POULET	1:09.197	10 R.DE GERUS	41.033	15	43 M.GRUNDTVIG	2:36.606	2:37.006	(16)
16	43 M.GRUNDTVIG	46.536	5 S.VAN DER HENST	1:09.325	38 S.OHLIN	41.108	16	1 P.DURIANI	2:36.630	2:36.693	(12)
17	12 U.GAZIL	46.551	1 P.DURIANI	1:09.725	35 B.LEW	41.175	17	12 U.GAZIL	2:36.736	2:36.842	(14)
18	33 E.SPENLE	52.504	33 E.SPENLE	1:11.070	33 E.SPENLE	44.481	18	33 E.SPENLE	2:48.055		



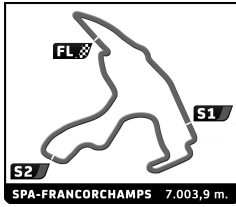
## CHAMPIONNAT DE FRANCE F4

### SPA EURO RACE

### RACE 2

### Best Top Speed

No Driver	Team	Class	Top 1		Top 2		Top 3		Top 4		Top 5		Avg
			Kph	Lap	Kph	Lap	Kph	Lap	Kph	Lap	Kph	Lap	
26	Hadrien DAVID		219.1	4	219.1	5	214.3	3	214.3	9	213.9	6	216,1
51	Nicky HAYS		219.1	5	218.2	4	214.7	6	213.4	7	213.4	9	215,8
10	Reshad DE GERUS		218.6	6	215.1	9	214.7	4	213.4	7	213.0	2	215,0
7	Jules METTETAL		217.7	8	216.4	4	215.6	5	215.1	3	215.1	7	216,0
1	Pierre-François DURIANI		217.3	4	215.1	6	215.1	7	215.1	8	214.7	3	215,5
6	Isack HADJAR	JUNIOR	217.3	5	213.9	3	213.9	4	213.4	2			214,6
9	Victor BERNIER	JUNIOR	216.4	3	212.6	4	212.6	8	211.8	6	211.4	2	213,0
35	Bryson LEW		216.4	2	215.6	5	215.1	6	213.4	3	212.6	4	214,6
38	Simon OHLIN		216.4	6	213.4	4	213.4	5	212.6	2	211.8	3	213,5
48	Enzo VALENTE		216.4	5	215.1	2	215.1	8	212.6	6	212.2	3	214,3
8	Stuart WHITE		216.0	3	212.6	2	212.2	4	211.8	5	210.1	7	212,5
24	Mathis POULET		215.1	6	214.7	5	214.3	4	213.0	2	211.8	8	213,8
3	Gillian HENRION		214.3	9	213.4	4	210.9	5	210.5	7	208.9	8	211,6
5	Sten VAN DER HENST		213.4	3	211.8	4	211.4	8	210.9	2	210.9	7	211,7
22	Adrien PALLOT	JUNIOR	213.4	2	211.8	4	210.9	5	209.3	7	209.3	8	210,9
12	Ugo GAZIL		212.2	8	210.5	6	210.1	9	209.3	3	208.9	7	210,2
43	Mikkel GRUNDTVIG		212.2	9	211.8	8	210.5	6	208.5	4	207.7	3	210,1
33	Evan SPENLE		208.5	2									208,5




## CHAMPIONNAT DE FRANCE F4

### SPA EURO RACE

### RACE 2

#### Fastest Lap Sequence

Elapsed	No Driver	Team	Car	Class	Time	Kph	Lap
5:19.350	43 Mikkel GRUNDTVIG				<b>2:38.441</b>	159.1	2
5:20.164	22 Adrien PALLOT			JUNIOR	<b>2:38.137</b>	159.4	2
5:20.707	5 Sten VAN DER HENST				<b>2:37.699</b>	159.9	2
5:21.309	1 Pierre-François DURIANI				<b>2:37.421</b>	160.2	2
5:22.010	9 Victor BERNIER			JUNIOR	<b>2:37.189</b>	160.4	2
5:23.468	51 Nicky HAYS				<b>2:37.101</b>	160.5	2
8:00.818	26 Hadrien DAVID				<b>2:36.529</b>	161.1	3
8:01.400	10 Reshad DE GERUS				<b>2:36.465</b>	161.1	3
8:01.773	7 Jules METTETAL				<b>2:36.138</b>	161.5	3
8:02.270	6 Isack HADJAR			JUNIOR	<b>2:36.092</b>	161.5	3
18:30.202	9 Victor BERNIER			JUNIOR	<b>2:36.074</b>	161.6	7
23:45.054	51 Nicky HAYS				<b>2:35.932</b>	161.7	9




# CHAMPIONNAT DE FRANCE F4

## SPA EURO RACE

### RACE 2

## Lap Chart

No	Pos	Grid	Lap									
			1	2	3	4	5	6	7	8	9	
43	<b>1</b>	43	43	43	12	12	22	22	22	22	22	22
3	<b>2</b>	3	12	12	43	22	12	12	12	12	12	12
22	<b>3</b>	22	3	22	22	5	3	3	3	5	3	
12	<b>4</b>	12	22	3	5	43	5	5	5	3	5	
1	<b>5</b>	1	5	5	3	3	1	1	1	26	1	
33	<b>6</b>	33	8	1	1	1	43	26	26	1	26	
5	<b>7</b>	5	1	8	8	8	8	8	8	9	9	
9	<b>8</b>	9	9	9	9	26	26	43	9	8	8	
8	<b>9</b>	8	33	51	51	9	51	9	43	51	51	
6	<b>10</b>	6	24	24	26	51	9	51	51	43	43	
38	<b>11</b>	38	51	26	24	24	24	7	10	7	48	
24	<b>12</b>	24	26	10	10	7	7	10	7	48	7	
10	<b>13</b>	10	7	7	7	10	10	48	48	10	10	
7	<b>14</b>	7	38	6	6	48	48	24	24	24	24	
51	<b>15</b>	51	10	48	48	6	6	38	38	38	38	
26	<b>16</b>	26	48	38	35	35	38	35				
35	<b>17</b>	35	6	35	38	38	35					
48	<b>18</b>	48	35	33								



# CHAMPIONNAT DE FRANCE F4

## SPA EURO RACE


### RACE 2

#### Analysis by lap

Lapped

No	Lap Time	Gap	No	Lap Time	Gap	No	Lap Time	Gap	No	Lap Time	Gap	No	Lap Time	Gap												
<b>Lap 1</b>																										
43	2:40.909	0.000	48	2:36.682	6.216	48	2:37.911	7.465	38	2:40.121	15.232															
12	2:41.214	0.305	35	2:36.905	7.328	24	2:40.212	8.054																		
3	2:41.918	1.009	38	2:37.453	7.677	38	2:39.974	10.326																		
22	2:42.027	1.118	<b>Lap 4</b>																							
5	2:43.008	2.099	12	2:37.603		<b>Lap 7</b>																				
8	2:43.874	2.965	22	2:37.216	0.396	22	2:37.170		<b>Lap 8</b>																	
1	2:43.888	2.979	5	2:37.689	1.259	12	2:37.222	0.407	12	2:37.365	0.784	<b>Lap 9</b>														
9	2:44.821	3.912	43	2:38.536	1.341	3	2:37.140	1.007	5	2:37.403	1.739	22	2:37.009													
33	2:45.899	4.990	3	2:37.488	1.566	5	2:37.272	1.324	3	2:38.071	2.090	12	2:36.930	0.705												
24	2:46.295	5.386	1	2:37.367	1.896	1	2:37.224	1.968	26	2:37.102	2.210	3	2:37.488	2.569												
51	2:46.367	5.458	8	2:37.435	2.192	26	2:36.101	2.096	1	2:37.364	2.344	5	2:37.975	2.705												
26	2:46.619	5.710	26	2:36.560	2.625	8	2:36.769	3.712	9	2:36.580	3.484	1	2:37.639	2.974												
7	2:46.733	5.824	9	2:37.556	2.944	9	2:36.074	3.892	8	2:37.604	4.328	26	2:38.075	3.276												
38	2:46.980	6.071	51	2:37.677	3.521	43	2:38.050	5.439	51	2:37.250	5.824	9	2:36.969	3.444												
10	2:47.110	6.201	24	2:37.498	3.956	51	2:36.372	5.562	43	2:38.008	6.459	8	2:37.029	4.348												
48	2:47.238	6.329	7	2:37.412	4.432	10	2:36.447	6.212	7	2:37.716	7.093	51	2:35.932	4.747												
6	2:47.255	6.346	10	2:37.993	4.640	7	2:37.017	6.365	48	2:37.430	7.333	43	2:37.006	6.456												
35	2:47.584	6.675	48	2:36.910	5.523	48	2:36.596	6.891	10	2:38.415	7.639	48	2:37.804	8.128												
<b>Lap 2</b>																										
43	2:38.441		6	2:47.225	6.346	24	2:37.071	7.955	38	2:38.173	11.329	7	2:38.183	8.267												
12	2:38.595	0.459	35	2:36.530	6.255	38	2:38.173	11.329	33	17:20.712	5 Laps	10	2:37.853	8.483												
22	2:38.137	0.814	38	2:36.671	6.745	<b>Lap 5</b>																				
3	2:38.656	1.224	<b>Lap 6</b>																							
5	2:37.699	1.357	22	2:36.963		22	2:37.028		22	2:37.028		24	2:37.191	4.061												
1	2:37.421	1.959	12	2:37.900	0.541	12	2:36.842	0.355	12	2:36.842	0.355	10	2:36.465	4.250												
8	2:37.745	2.269	3	2:37.211	1.418	3	2:36.647	1.037	3	2:36.647	1.037	7	2:36.138	4.623												
9	2:37.189	2.660	5	2:37.867	1.767	5	2:36.483	1.222	5	2:36.483	1.222	6	2:36.092	5.120												
51	2:37.101	4.118	1	2:37.712	2.249	1	2:36.693	1.914	1	2:36.693	1.914															
24	2:37.725	4.670	43	2:39.305	3.287	26	2:36.401	3.165	26	2:36.401	3.165															
26	2:37.670	4.939	8	2:38.576	3.409	8	2:37.732	4.113	8	2:37.732	4.113															
10	2:37.825	5.585	26	2:38.526	3.792	43	2:38.300	4.559	43	2:38.300	4.559															
7	2:38.902	6.285	51	2:37.761	3.923	9	2:37.314	4.988	9	2:37.314	4.988															
6	2:38.923	6.828	9	2:39.117	4.702	51	2:39.465	6.360	51	2:39.465	6.360															
48	2:39.446	7.334	24	2:38.273	4.870	7	2:37.962	6.518	7	2:37.962	6.518															
38	2:40.394	8.024	7	2:38.511	5.584	10	2:37.985	6.935	10	2:37.985	6.935															
35	2:39.989	8.223	10	2:38.697	5.978																					
<b>Lap 3</b>																										
12	2:37.341		48	2:38.418	6.582																					
43	2:38.208	0.408	6	2:38.419	6.802																					
22	2:37.769	0.783	38	2:37.994	7.380																					
5	2:37.616	1.173	35	2:38.925	7.821																					
3	2:38.257	1.681	<b>Lap 7</b>																							
1	2:37.973	2.132	<b>Lap 8</b>																							
8	2:37.891	2.360	<b>Lap 9</b>																							
9	2:38.131	2.991	<b>Lap 10</b>																							
51	2:37.129	3.447	<b>Lap 11</b>																							
26	2:36.529	3.668	<b>Lap 12</b>																							
24	2:37.191	4.061	<b>Lap 13</b>																							
10	2:36.465	4.250	<b>Lap 14</b>																							
7	2:36.138	4.623	<b>Lap 15</b>																							
6	2:36.092	5.120	<b>Lap 16</b>																							





# CHAMPIONNAT DE FRANCE F4


## SPA EURO RACE

### RACE 2

## Sector Analysis

■ Personal Best   
 ■ Session Best   
 ■ Crossing the finish line in the pit lane

Lap	Time	Sector 1	Sector 2	Sector 3	T.Spd	Elapsed	Lap	Time	Sector 1	Sector 2	Sector 3	T.Spd	Elapsed
<b>1</b>	<b>Pierre-François DURIANI</b> FRA						<b>8</b>	<b>Stuart WHITE</b> SAF					
1	2:43.888	50.394	1:11.275	42.219		2:43.888	1	2:43.874	50.967	1:11.237	41.670		2:43.874
2	2:37.421	46.574	1:09.834	41.013	210.5	5:21.309	2	2:37.745	46.598	1:10.176	40.971	212.6	5:21.619
3	2:37.973	46.400	1:10.556	41.017	214.7	7:59.282	3	2:37.891	46.315	1:10.629	40.947	216.0	7:59.510
4	2:37.367	46.112	1:09.840	41.415	217.3	10:36.649	4	2:37.435	46.542	1:09.522	41.371	212.2	10:36.945
5	2:37.712	46.900	1:09.976	40.836	206.9	13:14.361	5	2:38.576	46.810	1:10.700	41.066	211.8	13:15.521
6	2:36.693	46.175	1:09.725	40.793	215.1	15:51.054	6	2:37.732	46.815	1:09.948	40.969	204.9	15:53.253
7	2:37.224	46.154	1:09.844	41.226	215.1	18:28.278	7	2:36.769	46.721	1:08.802	41.246	210.1	18:30.022
8	2:37.364	46.447	1:09.990	40.927	215.1	21:05.642	8	2:37.604	46.979	1:09.397	41.228	208.5	21:07.626
9	2:37.639	46.355	1:10.042	41.242	211.4	23:43.281	9	2:37.029	46.802	1:09.004	41.223	210.1	23:44.655
<b>3</b>	<b>Gillian HENRION</b> FRA						<b>9</b>	<b>Victor BERNIER</b> FRA					
1	2:41.918	49.581	1:11.031	41.306		2:41.918	1	2:44.821	50.909	1:11.607	42.305		2:44.821
2	2:38.656	47.157	1:10.377	41.122	208.1	5:20.574	2	2:37.189	46.507	1:09.533	41.149	211.4	5:22.010
3	2:38.257	46.896	1:10.339	41.022	208.5	7:58.831	3	2:38.131	46.151	1:10.705	41.275	216.4	8:00.141
4	2:37.488	46.447	1:09.699	41.342	213.4	10:36.319	4	2:37.556	46.540	1:09.396	41.620	212.6	10:37.697
5	2:37.211	47.071	1:09.065	41.075	210.9	13:13.530	5	2:39.117	46.352	1:11.549	41.216	209.7	13:16.814
6	2:36.647	46.776	1:08.801	41.070	208.1	15:50.177	6	2:37.314	46.793	1:09.546	40.975	211.8	15:54.128
7	2:37.140	46.722	1:09.323	41.095	210.5	18:27.317	7	2:36.074	46.364	1:08.766	40.944	210.5	18:30.202
8	2:38.071	46.594	1:09.555	41.922	208.9	21:05.388	8	2:36.580	46.717	1:08.853	41.010	212.6	21:06.782
9	2:37.488	46.495	1:09.447	41.546	214.3	23:42.876	9	2:36.969	46.476	1:09.475	41.018	210.9	23:43.751
<b>5</b>	<b>Sten VAN DER HENST</b> BEL						<b>10</b>	<b>Reshad DE GERUS</b> FRA					
1	2:43.008	50.505	1:11.381	41.122		2:43.008	1	2:47.110	51.928	1:12.157	43.025		2:47.110
2	2:37.699	46.797	1:09.962	40.940	210.9	5:20.707	2	2:37.825	46.852	1:09.938	41.035	213.0	5:24.935
3	2:37.616	46.698	1:10.030	40.888	213.4	7:58.323	3	2:36.465	46.454	1:08.756	41.255	210.5	8:01.400
4	2:37.689	46.523	1:09.856	41.310	211.8	10:36.012	4	2:37.993	46.170	1:09.856	41.967	214.7	10:39.393
5	2:37.867	47.413	1:09.578	40.876	210.1	13:13.879	5	2:38.697	46.792	1:10.335	41.570	212.6	13:18.090
6	2:36.483	46.369	1:09.325	40.789	208.9	15:50.362	6	2:37.985	45.882	1:11.019	41.084	218.6	15:56.075
7	2:37.272	46.578	1:09.674	41.020	210.9	18:27.634	7	2:36.447	45.857	1:09.557	41.033	213.4	18:32.522
8	2:37.403	46.266	1:09.728	41.409	211.4	21:05.037	8	2:38.415	46.472	1:10.182	41.761	213.0	21:10.937
9	2:37.975	46.867	1:09.717	41.391	208.1	23:43.012	9	2:37.853	46.090	1:10.278	41.485	215.1	23:48.790
<b>6</b>	<b>Isack HADJAR</b> FRA						<b>12</b>	<b>Ugo GAZIL</b> FRA					
1	2:47.255	50.982	1:11.823	44.450		2:47.255	1	2:41.214	49.478	1:10.665	41.071		2:41.214
2	2:38.923	47.165	1:10.828	40.930	213.4	5:26.178	2	2:38.595	47.312	1:10.171	41.112	206.5	5:19.809
3	2:36.092	46.362	1:08.802	40.928	213.9	8:02.270	3	2:37.341	46.699	1:09.366	41.276	209.3	7:57.150
4	2:38.225	46.531	1:09.182	42.512	213.9	10:40.495	4	2:37.603	46.989	1:09.342	41.272	206.9	10:34.753
5	2:38.419	46.060	1:10.732	41.627	217.3	13:18.914	5	2:37.900	47.072	1:09.736	41.092	207.7	13:12.653
<b>7</b>	<b>Jules METTETAL</b> FRA						6	2:36.842	46.606	1:09.216	41.020	210.5	15:49.495
1	2:46.733	52.152	1:12.538	42.043		2:46.733	7	2:37.222	46.551	1:09.662	41.009	208.9	18:26.717
2	2:38.902	47.154	1:11.002	40.746	210.9	5:25.635	8	2:37.365	46.567	1:09.643	41.155	212.2	21:04.082
3	2:36.138	46.249	1:09.056	40.833	215.1	8:01.773	9	2:36.930	46.562	1:09.176	41.192	210.1	23:41.012
4	2:37.412	46.005	1:09.895	41.512	216.4	10:39.185	<b>22</b>	<b>Adrien PALLOT</b> FRA					
5	2:38.511	46.910	1:10.734	40.867	215.6	13:17.696	1	2:42.027	49.716	1:11.301	41.010		2:42.027
6	2:37.962	46.029	1:10.503	41.430	209.3	15:55.658	2	2:38.137	46.950	1:10.184	41.003	213.4	5:20.164
7	2:37.017	46.143	1:09.369	41.505	215.1	18:32.675	3	2:37.769	46.484	1:10.341	40.944	206.9	7:57.933
8	2:37.716	46.308	1:09.898	41.510	217.7	21:10.391	4	2:37.216	46.350	1:09.855	41.011	211.8	10:35.149
9	2:38.183	46.431	1:09.757	41.995	215.1	23:48.574	5	2:36.963	46.561	1:09.232	41.170	210.9	13:12.112
							6	2:37.028	46.764	1:09.159	41.105	208.5	15:49.140



# CHAMPIONNAT DE FRANCE F4


## SPA EURO RACE

### RACE 2

## Sector Analysis

■ Personal Best    
 ■ Session Best    
 ■ Crossing the finish line in the pit lane


Lap	Time	Sector 1	Sector 2	Sector 3	T.Spd	Elapsed	Lap	Time	Sector 1	Sector 2	Sector 3	T.Spd	Elapsed
7	2:37.170	46.743	1:09.386	41.041	209.3	18:26.310	2	2:38.441	47.624	1:09.514	41.303	204.2	5:19.350
8	2:36.988	46.713	1:09.109	41.166	209.3	21:03.298	3	2:38.208	47.280	1:09.750	41.178	207.7	7:57.558
9	2:37.009	46.731	1:09.048	41.230	208.5	23:40.307	4	2:38.536	46.770	1:10.168	41.598	208.5	10:36.094
<b>24 Mathis POULET</b> FRA							<b>48 Enzo VALENTE</b> FRA						
1	2:46.295	51.254	1:11.773	43.268		2:46.295	1	2:47.238	52.320	1:12.039	42.879		2:47.238
2	2:37.725	47.337	1:09.396	40.992	213.0	5:24.020	2	2:39.446	47.206	1:11.168	41.072	215.1	5:26.684
3	2:37.191	46.556	1:09.197	41.438	210.5	8:01.211	3	2:36.682	46.634	1:08.928	41.120	212.2	8:03.366
4	2:37.498	46.269	1:09.627	41.602	214.3	10:38.709	4	2:36.910	46.740	1:08.741	41.429	211.8	10:40.276
5	2:38.273	46.216	1:11.270	40.787	214.7	13:16.982	5	2:38.418	46.254	1:10.487	41.677	216.4	13:18.694
6	2:40.212	46.650	1:12.683	40.879	215.1	15:57.194	6	2:37.911	46.721	1:10.310	40.880	212.6	15:56.605
7	2:37.071	46.377	1:09.687	41.007	210.9	18:34.265	7	2:36.596	46.417	1:09.241	40.938	212.2	18:33.201
8	2:37.425	46.611	1:09.776	41.038	211.8	21:11.690	8	2:37.430	46.291	1:09.847	41.292	215.1	21:10.631
9	2:37.492	46.361	1:09.602	41.529	211.4	23:49.182	9	2:37.804	46.303	1:09.965	41.536	210.1	23:48.435
<b>26 Hadrien DAVID</b> FRA							<b>51 Nicky HAYS</b> USA						
1	2:46.619	51.945	1:11.712	42.962		2:46.619	1	2:46.367	51.440	1:12.377	42.550		2:46.367
2	2:37.670	47.130	1:09.735	40.805	208.9	5:24.289	2	2:37.101	47.259	1:08.956	40.886	207.7	5:23.468
3	2:36.529	46.176	1:08.866	41.487	214.3	8:00.818	3	2:37.129	46.468	1:09.083	41.578	211.8	8:00.597
4	2:36.560	45.990	1:09.610	40.960	219.1	10:37.378	4	2:37.677	46.348	1:09.853	41.476	218.2	10:38.274
5	2:38.526	46.450	1:10.861	41.215	219.1	13:15.904	5	2:37.761	45.743	1:10.917	41.101	219.1	13:16.035
6	2:36.401	46.356	1:09.238	40.807	213.9	15:52.305	6	2:39.465	46.214	1:12.280	40.971	214.7	15:55.500
7	2:36.101	46.195	1:08.895	41.011	213.4	18:28.406	7	2:36.372	46.104	1:08.911	41.357	213.4	18:31.872
8	2:37.102	46.333	1:09.494	41.275	212.6	21:05.508	8	2:37.250	46.385	1:09.728	41.137	210.9	21:09.122
9	2:38.075	46.515	1:10.375	41.185	214.3	23:43.583	9	2:35.932	46.299	1:08.705	40.928	213.4	23:45.054
<b>33 Evan SPENLE</b> FRA							<b>35 Bryson LEW</b> USA						
1	2:45.899	50.348	1:11.070	44.481		2:45.899	1	2:47.584	53.139	1:11.799	42.646		2:47.584
2	17:20.712 B	52.504	1:17.015	...	208.5	20:06.611	2	2:39.989	47.305	1:11.384	41.300	216.4	5:27.573
							3	2:36.905	46.428	1:08.991	41.486	213.4	8:04.478
							4	2:36.530	46.469	1:08.886	41.175	212.6	10:41.008
							5	2:38.925	46.175	1:10.790	41.960	215.6	13:19.933
							6	3:30.007 B	46.045	1:36.517	1:07.445	215.1	16:49.940
<b>38 Simon OHLIN</b> CHE							<b>43 Mikkel GRUNDTVIG</b> DNK						
1	2:46.980	51.213	1:12.180	43.587		2:46.980	1	2:40.909	49.492	1:10.041	41.376		2:40.909
2	2:40.394	47.443	1:11.609	41.342	212.6	5:27.374							
3	2:37.453	47.182	1:09.119	41.152	211.8	8:04.827							
4	2:36.671	46.541	1:09.022	41.108	213.4	10:41.498							
5	2:37.994	46.733	1:10.027	41.234	213.4	13:19.492							
6	2:39.974	46.416	1:12.288	41.270	216.4	15:59.466							
7	2:38.173	46.882	1:09.578	41.713	209.3	18:37.639							
8	2:37.779	46.884	1:09.515	41.380	209.3	21:15.418							
9	2:40.121	47.046	1:11.214	41.861	206.9	23:55.539							



**CHAMPIONNAT DE FRANCE F4**  
**SPA EURO RACE**  
**RACE 3 (20' +1 Lap)**

**Final Starting Grid**

2:36.364	<b>Simon OHLIN</b>	38	- 9 -	35	2:36.898 <b>Bryson LEW</b>
2:35.324	<b>Mikkel GRUNDTVIG</b>	43	- 8 -	1	2:35.675 <b>Pierre-Francois DURIANI</b>
2:34.926	<b>Stuart WHITE</b>	8	- 7 -	48	2:35.299 <b>Enzo VALENTE</b>
2:35.232	<b>Mathis POULET</b>	24	- 6 -	22	2:35.253 <b>Adrien PALLOT</b>
2:34.806	<b>Sten VAN DER HENST</b>	5	- 5 -	12	2:35.199 <b>Ugo GAZIL</b>
2:34.521	<b>Evan SPENLE</b>	33	- 4 -	3	2:34.548 <b>Gillian HENRION</b>
2:34.401	<b>Reshad DE GERUS</b>	10	- 3 -	9	2:34.430 <b>Victor BERNIER</b>
2:34.328	<b>Jules METTETAL</b>	7	- 2 -	6	2:34.328 <b>Isack HADJAR</b>
2:33.989	<b>Hadrien DAVID</b>	26	- 1 -	51	2:34.123 <b>Nicky HAYS</b>


  
**Pole**

#35 - DROP OF 3 GRID POSITIONS DUE TO STEWARDS DECISION N°7

#8 - DROP OF 3 GRID POSITIONS DUE TO STEWARDS DECISION N°8

Published at: .....

<b>Stewards</b>	<b>Timekeeper:</b>



# CHAMPIONNAT DE FRANCE F4

## SPA EURO RACE

### RACE 3 (20' + 1 Lap)

## Final Classification

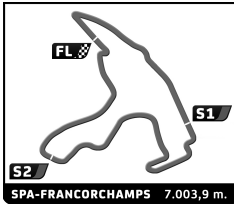
No	Driver	Nat	Team	Car	Cl.	Laps	Total Time	Gap	Kph	Best Lap		
										Lap	Time	Kph
1	10 Reshad DE GERUS	FRA				9	<b>23:41.193</b>	-	159.4	2	<b>2:36.802</b>	160.8
2	26 Hadrien DAVID	FRA				9	<b>23:41.284</b>	+0.091	159.4	2	<b>2:36.840</b>	160.8
3	51 Nicky HAYS	USA				9	<b>23:41.524</b>	+0.331	159.3	5	<b>2:36.758</b>	160.8
4	7 Jules METTETAL	FRA				9	<b>23:41.735</b>	+0.542	159.3	6	<b>2:37.030</b>	160.6
5	33 Evan SPENLE	FRA				9	<b>23:44.161</b>	+2.968	159.0	2	<b>2:37.245</b>	160.3
6	3 Gillian HENRION	FRA				9	<b>23:46.402</b>	+5.209	158.8	5	<b>2:37.281</b>	160.3
7	6 Isack HADJAR	FRA			JUNIOR	9	<b>23:46.809</b>	+5.616	158.7	3	<b>2:37.488</b>	160.1
8	22 Adrien PALLOT	FRA			JUNIOR	9	<b>23:54.651</b>	+13.458	157.9	5	<b>2:38.255</b>	159.3
9	48 Enzo VALENTE	FRA				9	<b>23:55.700</b>	+14.507	157.8	6	<b>2:37.373</b>	160.2
10	1 Pierre-François DURIANI	FRA				9	<b>23:55.976</b>	+14.783	157.7	6	<b>2:37.512</b>	160.1
11	8 Stuart WHITE	SAF				9	<b>23:57.806</b>	+16.613	157.5	6	<b>2:37.849</b>	159.7
12	9 Victor BERNIER	FRA			JUNIOR	9	<b>23:59.449</b>	+18.256	157.3	7	<b>2:38.513</b>	159.1
13	12 Ugo GAZIL	FRA				9	<b>23:59.844</b>	+18.651	157.3	6	<b>2:37.871</b>	159.7
14	5 Sten VAN DER HENST	BEL				9	<b>24:00.418</b>	+19.225	157.2	3	<b>2:38.017</b>	159.6
15	43 Mikkel GRUNDTVIG	DNK				9	<b>24:01.217</b>	+20.024	157.2	6	<b>2:38.471</b>	159.1
16	35 Bryson LEW	USA				9	<b>24:01.368</b>	+20.175	157.1	8	<b>2:38.392</b>	159.2
17	38 Simon OHLIN	CHE				9	<b>24:07.898</b>	+26.705	156.4	2	<b>2:38.748</b>	158.8
<b>Not classified</b>												
24	Mathis POULET	FRA				4	<b>10:41.845</b>			3	<b>2:38.526</b>	159.1

<b>Pole Position:</b>	Hadrien DAVID	<b>2:33.989</b>	
<b>Fastest Lap:</b>	Lap5 Nicky HAYS	<b>2:36.758</b>	160.8 Kph

Published at: .....

Track Status: **DRY**

<b>Stewards</b>	<b>Timekeeper:</b>
-----------------	--------------------




# CHAMPIONNAT DE FRANCE F4

## SPA EURO RACE

### RACE 3

#### Best Sector Times

Sector 1			Sector 2			Sector 3			Ideal Lap	Best Lap	
Pos	No Driver	Time	No Driver	Time	No Driver	Time	Pos	No Driver			
1	9 V.BERNIER	46.241	10 R.DE GERUS	1:08.606	22 A.PALLOT	40.825	1	10 R.DE GERUS	2:36.466	2:36.802	(2)
2	12 U.GAZIL	46.261	51 N.HAYS	1:09.013	24 M.POULET	41.020	2	26 H.DAVID	2:36.492	2:36.840	(3)
3	7 J.METTETAL	46.274	26 H.DAVID	1:09.101	33 E.SPENLE	41.024	3	7 J.METTETAL	2:36.588	2:37.030	(4)
4	1 P.DURIANI	46.337	6 I.HADJAR	1:09.245	26 H.DAVID	41.024	4	33 E.SPENLE	2:36.653	2:37.245	(5)
5	33 E.SPENLE	46.356	7 J.METTETAL	1:09.268	7 J.METTETAL	41.046	5	51 N.HAYS	2:36.659	2:36.758	(1)
6	26 H.DAVID	46.367	33 E.SPENLE	1:09.273	3 G.HENRION	41.053	6	48 E.VALENTE	2:36.932	2:37.373	(7)
7	48 E.VALENTE	46.378	48 E.VALENTE	1:09.369	1 P.DURIANI	41.088	7	3 G.HENRION	2:37.009	2:37.281	(6)
8	3 G.HENRION	46.427	3 G.HENRION	1:09.529	10 R.DE GERUS	41.123	8	1 P.DURIANI	2:37.194	2:37.512	(9)
9	35 B.LEW	46.437	8 S.WHITE	1:09.648	51 N.HAYS	41.130	9	6 I.HADJAR	2:37.233	2:37.488	(8)
10	51 N.HAYS	46.516	35 B.LEW	1:09.674	48 E.VALENTE	41.185	10	22 A.PALLOT	2:37.383	2:38.255	(13)
11	22 A.PALLOT	46.597	1 P.DURIANI	1:09.769	9 V.BERNIER	41.210	11	35 B.LEW	2:37.384	2:38.392	(14)
12	43 M.GRUNDTVIG	46.606	38 S.OHLIN	1:09.819	35 B.LEW	41.273	12	9 V.BERNIER	2:37.637	2:38.513	(16)
13	8 S.WHITE	46.680	5 S.VAN DER HENST	1:09.899	6 I.HADJAR	41.281	13	12 U.GAZIL	2:37.760	2:37.871	(11)
14	6 I.HADJAR	46.707	43 M.GRUNDTVIG	1:09.910	12 U.GAZIL	41.308	14	8 S.WHITE	2:37.849	2:37.849	(10)
15	10 R.DE GERUS	46.737	22 A.PALLOT	1:09.961	43 M.GRUNDTVIG	41.335	15	43 M.GRUNDTVIG	2:37.851	2:38.471	(15)
16	5 S.VAN DER HENST	46.780	9 V.BERNIER	1:10.186	5 S.VAN DER HENST	41.338	16	5 S.VAN DER HENST	2:38.017	2:38.017	(12)
17	24 M.POULET	46.869	12 U.GAZIL	1:10.191	38 S.OHLIN	41.512	17	24 M.POULET	2:38.242	2:38.526	(17)
18	38 S.OHLIN	47.190	24 M.POULET	1:10.353	8 S.WHITE	41.521	18	38 S.OHLIN	2:38.521	2:38.748	(18)



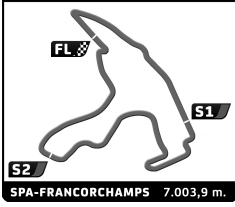
## CHAMPIONNAT DE FRANCE F4

### SPA EURO RACE

### RACE 3

### Best Top Speed


No Driver	Team	Class	Top 1		Top 2		Top 3		Top 4		Top 5		
			Kph	Lap	Kph	Lap	Kph	Lap	Kph	Lap	Kph	Lap	Avg
1	Pierre-François DURIANI		<b>219.1</b>	2	214.7	3	212.6	4	211.8	6	211.4	8	213,9
8	Stuart WHITE		<b>216.0</b>	4	214.3	2	211.8	6	211.8	7	209.7	3	212,7
12	Ugo GAZIL		<b>216.0</b>	7	214.3	4	212.2	8	211.8	3	211.8	6	213,2
33	Evan SPENLE		<b>214.3</b>	5	214.3	6	210.9	2	210.9	4	210.1	7	212,1
48	Enzo VALENTE		<b>214.3</b>	2	213.9	4	213.0	3	210.5	9	210.1	6	212,4
3	Gillian HENRION		<b>213.9</b>	2	213.0	3	212.2	6	211.4	5	210.5	4	212,2
9	Victor BERNIER	JUNIOR	<b>213.9</b>	4	211.4	7	209.7	8	208.5	5	208.1	3	210,3
26	Hadrien DAVID		<b>213.9</b>	8	212.6	4	212.6	5	212.2	3	211.8	2	212,6
7	Jules METTETAL		<b>213.4</b>	8	213.0	6	213.0	9	210.9	2	208.9	4	211,8
24	Mathis POULET		<b>213.4</b>	2	211.8	3	210.5	4					211,9
43	Mikkel GRUNDTVIG		<b>213.0</b>	5	212.2	2	212.2	8	211.8	9	210.9	7	212,0
5	Sten VAN DER HENST		<b>212.6</b>	9	209.3	3	209.3	4	209.3	8	208.9	6	209,9
22	Adrien PALLOT	JUNIOR	<b>212.6</b>	4	211.8	2	210.1	5	209.7	6	209.7	9	210,8
51	Nicky HAYS		<b>212.6</b>	5	211.8	9	210.5	8	210.1	7	209.3	2	210,9
35	Bryson LEW		<b>212.2</b>	4	212.2	5	211.4	6	210.9	2	210.9	9	211,5
6	Isack HADJAR	JUNIOR	<b>211.8</b>	9	210.9	8	210.1	3	209.7	4	209.3	5	210,4
10	Reshad DE GERUS		<b>210.1</b>	7	208.1	6	207.7	5	207.7	8	206.9	3	208,1
38	Simon OHLIN		<b>208.5</b>	4	208.5	8	208.1	5	208.1	6	207.7	3	208,2



**CHAMPIONNAT DE FRANCE F4**  
 SPA EURO RACE  
 RACE 3

Fastest Lap Sequence

Elapsed	No Driver	Team	Car	Class	Time	Kph	Lap
5:17.175	10	Reshad DE GERUS			<b>2:36.802</b>	160.8	2
13:11.602	51	Nicky HAYS			<b>2:36.758</b>	160.8	5



# CHAMPIONNAT DE FRANCE F4


## SPA EURO RACE

### RACE 3

## Lap Chart

No	Pos	Grid	Lap									
			1	2	3	4	5	6	7	8	9	
26	<b>1</b>	26	10	10	10	10	10	26	10	10	10	
51	<b>2</b>	51	26	26	26	26	26	10	26	26	26	
7	<b>3</b>	7	7	7	51	7	51	7	51	51	51	
6	<b>4</b>	6	51	51	7	51	7	51	7	7	7	
10	<b>5</b>	10	6	33	3	3	3	3	3	33	33	
9	<b>6</b>	9	33	3	33	33	33	33	33	3	3	
33	<b>7</b>	33	3	6	6	6	6	6	6	6	6	
3	<b>8</b>	3	9	22	5	22	22	22	22	22	22	
5	<b>9</b>	5	5	5	22	5	5	1	48	48	48	
12	<b>10</b>	12	22	24	24	24	1	5	5	1	1	
24	<b>11</b>	24	12	8	48	1	48	48	1	8	8	
22	<b>12</b>	22	24	48	8	48	9	8	8	5	9	
8	<b>13</b>	8	8	9	1	8	8	12	9	12	12	
48	<b>14</b>	48	48	1	9	9	12	9	12	9	5	
43	<b>15</b>	43	1	12	12	12	43	43	43	43	43	
1	<b>16</b>	1	35	43	43	43	35	35	35	35	35	
38	<b>17</b>	38	43	35	35	35	38	38	38	38	38	
35	<b>18</b>	35	38	38	38	38						





# CHAMPIONNAT DE FRANCE F4


## SPA EURO RACE

### RACE 3

#### Analysis by lap

Lapped

No	Lap Time	Gap	No	Lap Time	Gap	No	Lap Time	Gap	No	Lap Time	Gap	No	Lap Time	Gap						
<b>Lap 1</b>																				
10	2:40.373	0.000	9	2:38.820	9.766	5	2:39.055	12.867	22	2:38.783	13.458	48	2:39.496	14.507	48	2:37.373	13.065	8	2:37.849	14.467
26	2:40.959	0.586	12	2:38.426	10.228	48	2:37.373	13.065	1	2:37.776	14.783	12	2:37.871	14.900	8	2:38.943	16.613	9	2:39.407	18.256
7	2:41.476	1.103	43	2:39.770	11.790	9	2:38.914	15.357	9	2:39.407	18.256	9	2:38.914	15.357	12	2:39.850	18.651	43	2:38.471	16.490
51	2:41.488	1.115	35	2:40.037	12.083	43	2:38.471	16.490	12	2:39.850	18.651	35	2:40.286	18.690	5	2:40.487	19.225	35	2:40.286	18.690
6	2:42.633	2.260	38	2:39.491	17.588	38	2:39.370	23.402	5	2:40.487	19.225	38	2:39.370	23.402	43	2:40.605	20.024	35	2:39.052	20.175
51	2:41.488	1.115	<b>Lap 4</b>																	
6	2:42.633	2.260	10	2:37.256	26	2:37.331	0.736	10	2:38.338	26	2:38.952	0.457	51	2:37.258	1.606	7	2:37.938	2.047		
33	2:43.116	2.743	7	2:37.053	3.057	7	2:37.053	3.057	26	2:38.952	0.457	7	2:37.938	2.047	3	2:38.295	3.850	3	2:38.295	3.850
3	2:43.178	2.805	51	2:37.810	3.566	51	2:37.810	3.566	51	2:37.258	1.606	3	2:38.295	3.850	33	2:38.327	3.982	6	2:37.815	4.853
9	2:43.354	2.981	3	2:37.451	4.118	3	2:37.451	4.118	7	2:37.938	2.047	22	2:39.345	11.239	22	2:39.345	11.239	48	2:38.524	13.094
5	2:43.483	3.110	33	2:37.433	4.419	33	2:37.433	4.419	3	2:38.295	3.850	48	2:38.524	13.094	48	2:38.524	13.094	5	2:39.966	14.338
22	2:44.227	3.854	6	2:37.770	5.275	6	2:37.770	5.275	1	2:40.223	14.370	5	2:39.966	14.338	1	2:40.223	14.370	8	2:38.816	14.788
12	2:44.424	4.051	22	2:38.532	9.018	22	2:38.532	9.018	8	2:38.816	14.788	9	2:38.513	15.375	9	2:38.513	15.375	12	2:39.440	15.845
24	2:44.539	4.166	5	2:40.225	10.332	5	2:40.225	10.332	12	2:39.440	15.845	43	2:38.674	16.669	43	2:38.674	16.669	35	2:38.589	18.784
8	2:44.854	4.481	24	2:39.682	10.567	24	2:39.682	10.567	35	2:38.589	18.784	35	2:38.589	18.784	38	2:39.219	24.126	38	2:39.219	24.126
48	2:45.616	5.243	1	2:38.933	10.855	1	2:38.933	10.855	38	2:39.219	24.126	38	2:39.219	24.126	38	2:39.219	24.126	38	2:39.219	24.126
1	2:46.056	5.683	48	2:39.551	11.129	48	2:39.551	11.129	38	2:39.219	24.126	38	2:39.219	24.126	38	2:39.219	24.126	38	2:39.219	24.126
35	2:46.385	6.012	8	2:39.555	11.323	8	2:39.555	11.323	38	2:39.219	24.126	38	2:39.219	24.126	38	2:39.219	24.126	38	2:39.219	24.126
43	2:46.396	6.023	9	2:38.934	11.444	9	2:38.934	11.444	38	2:39.219	24.126	38	2:39.219	24.126	38	2:39.219	24.126	38	2:39.219	24.126
38	2:53.371	12.998	12	2:38.939	11.911	12	2:38.939	11.911	38	2:39.219	24.126	38	2:39.219	24.126	38	2:39.219	24.126	38	2:39.219	24.126
<b>Lap 2</b>																				
10	2:36.802	26	2:36.840	0.624	43	2:38.512	13.046	9	2:38.513	15.375	12	2:39.440	15.845	43	2:38.674	16.669	35	2:38.589	18.784	
26	2:36.840	0.624	7	2:37.826	2.127	35	2:38.644	13.471	12	2:39.440	15.845	43	2:38.674	16.669	35	2:38.589	18.784	38	2:39.219	24.126
7	2:37.826	2.127	51	2:37.873	2.186	38	2:39.038	19.370	43	2:38.674	16.669	35	2:38.589	18.784	38	2:39.219	24.126	38	2:39.219	24.126
51	2:37.873	2.186	3	2:37.468	3.471	3	2:37.468	3.471	35	2:38.589	18.784	38	2:39.219	24.126	38	2:39.219	24.126	38	2:39.219	24.126
33	2:37.245	3.186	6	2:38.662	4.120	6	2:38.662	4.120	38	2:39.219	24.126	38	2:39.219	24.126	38	2:39.219	24.126	38	2:39.219	24.126
3	2:37.468	3.471	22	2:38.724	5.776	22	2:38.724	5.776	38	2:39.219	24.126	38	2:39.219	24.126	38	2:39.219	24.126	38	2:39.219	24.126
6	2:38.662	4.120	5	2:39.885	6.193	5	2:39.885	6.193	38	2:39.219	24.126	38	2:39.219	24.126	38	2:39.219	24.126	38	2:39.219	24.126
22	2:38.724	5.776	24	2:39.098	6.462	24	2:39.098	6.462	38	2:39.219	24.126	38	2:39.219	24.126	38	2:39.219	24.126	38	2:39.219	24.126
5	2:39.885	6.193	8	2:39.273	6.952	8	2:39.273	6.952	38	2:39.219	24.126	38	2:39.219	24.126	38	2:39.219	24.126	38	2:39.219	24.126
24	2:39.098	6.462	48	2:38.987	7.428	48	2:38.987	7.428	38	2:39.219	24.126	38	2:39.219	24.126	38	2:39.219	24.126	38	2:39.219	24.126
8	2:39.273	6.952	9	2:41.614	7.793	9	2:41.614	7.793	38	2:39.219	24.126	38	2:39.219	24.126	38	2:39.219	24.126	38	2:39.219	24.126
48	2:38.987	7.428	1	2:39.545	8.426	1	2:39.545	8.426	38	2:39.219	24.126	38	2:39.219	24.126	38	2:39.219	24.126	38	2:39.219	24.126
9	2:41.614	7.793	12	2:41.400	8.649	12	2:41.400	8.649	38	2:39.219	24.126	38	2:39.219	24.126	38	2:39.219	24.126	38	2:39.219	24.126
48	2:38.987	7.428	43	2:39.646	8.867	43	2:39.646	8.867	38	2:39.219	24.126	38	2:39.219	24.126	38	2:39.219	24.126	38	2:39.219	24.126
9	2:41.614	7.793	35	2:39.683	8.893	35	2:39.683	8.893	38	2:39.219	24.126	38	2:39.219	24.126	38	2:39.219	24.126	38	2:39.219	24.126
1	2:39.545	8.426	38	2:38.748	14.944	38	2:38.748	14.944	38	2:39.219	24.126	38	2:39.219	24.126	38	2:39.219	24.126	38	2:39.219	24.126
12	2:41.400	8.649	<b>Lap 3</b>																	
43	2:39.646	8.867	10	2:36.847	26	2:36.884	0.661	10	2:36.847	26	2:36.884	0.661	51	2:37.673	3.012	51	2:37.673	3.012		
35	2:39.683	8.893	7	2:37.980	3.260	7	2:37.980	3.260	26	2:36.884	0.661	7	2:37.980	3.260	7	2:37.980	3.260			
38	2:38.748	14.944	3	2:37.299	3.923	3	2:37.299	3.923	51	2:37.673	3.012	3	2:37.299	3.923	3	2:37.299	3.923			
<b>Lap 5</b>																				
10	2:37.441	26	2:37.188	0.483	10	2:37.441	26	2:37.188	0.483	51	2:37.673	3.012	51	2:37.673	3.012					
26	2:37.188	0.483	51	2:36.758	2.883	51	2:36.758	2.883	26	2:37.188	0.483	3	2:37.299	3.923	3	2:37.299	3.923			
51	2:36.758	2.883	7	2:37.884	3.500	7	2:37.884	3.500	51	2:36.758	2.883	33	2:37.903	4.242	33	2:37.903	4.242			
7	2:37.884	3.500	3	2:37.281	3.958	3	2:37.281	3.958	7	2:37.884	3.500	6	2:37.488	4.761	6	2:37.488	4.761			
3	2:37.281	3.958	33	2:37.522	4.500	33	2:37.522	4.500	3	2:37.281	3.958	5	2:38.017	7.363	5	2:38.017	7.363			
33	2:37.522	4.500	6	2:37.766	5.600	6	2:37.766	5.600	33	2:37.522	4.500	22	2:38.813	7.742	22	2:38.813	7.742			
6	2:37.766	5.600	22	2:38.255	9.832	22	2:38.255	9.832	6	2:37.766	5.600	24	2:38.526	8.141	24	2:38.526	8.141			
22	2:38.255	9.832	5	2:38.847	11.738	5	2:38.847	11.738	22	2:38.255	9.832	48	2:38.253	8.834	48	2:38.253	8.834			
5	2:38.847	11.738	1	2:39.642	13.056	1	2:39.642	13.056	5	2:38.847	11.738	8	2:38.919	9.024	8	2:38.919	9.024			
1	2:39.642	13.056	48	2:39.930	13.618	48	2:39.930	13.618	1	2:39.642	13.056	1	2:37.599	9.178	1	2:37.599	9.178			
48	2:39.930	13.618	9	2:40.366	14.369	9	2:40.366	14.369	48	2:39.930	13.618	1	2:37.599	9.178	1	2:37.599	9.178			
9	2:40.366	14.369	8	2:40.662	14.544	8	2:40.662	14.544	9	2:40.366	14.369	1	2:37.599	9.178	1	2:37.599	9.178			
8	2:40.662	14.544	12	2:40.485	14.955	12	2:40.485	14.955	8	2:40.662	14.544	1	2:37.599	9.178	1	2:37.599	9.178			
12	2:40.485	14.955	43	2:40.340	15.945	43	2:40.340	15.945	12	2:40.485	14.955	1	2:37.599	9.178	1	2:37.599	9.178			
43	2:40.340	15.945	35	2:40.300	16.330	35	2:40.300	16.330	43	2:40.340	15.945	1	2:37.599	9.178	1	2:37.599	9.178			
35	2:40.300	16.330	38	2:40.029	21.958	38	2:40.029	21.958	35	2:40.300	16.330	1	2:37.599	9.178	1	2:37.599	9.178			
38	2:40.029	21.958	<b>Lap 6</b>																	
38	2:40.029	21.958	26	2:37.443	10	2:38.083	0.1													



# CHAMPIONNAT DE FRANCE F4


## SPA EURO RACE

### RACE 3

## Sector Analysis

■ Personal Best   
 ■ Session Best   
 ■ Crossing the finish line in the pit lane

Lap	Time	Sector 1	Sector 2	Sector 3	T.Spd	Elapsed	Lap	Time	Sector 1	Sector 2	Sector 3	T.Spd	Elapsed
<b>1</b>	<b>Pierre-François DURIANI</b> FRA						7	2:37.938	46.997	1:09.883	41.058	203.0	18:27.187
1	2:46.056	51.890	1:12.365	41.801		2:46.056	8	2:37.207	46.274	1:09.869	41.064	213.4	21:04.394
2	2:39.545	46.337	1:11.285	41.923	219.1	5:25.601	9	2:37.341	46.607	1:09.552	41.182	213.0	23:41.735
3	2:37.599	46.488	1:09.898	41.213	214.7	8:03.200	<b>8 Stuart WHITE</b> SAF						
4	2:38.933	46.568	1:10.416	41.949	212.6	10:42.133	1	2:44.854	51.088	1:12.183	41.583		2:44.854
5	2:39.642	48.446	1:09.985	41.211	209.3	13:21.775	2	2:39.273	46.702	1:10.829	41.742	214.3	5:24.127
6	2:37.512	46.655	1:09.769	41.088	211.8	15:59.287	3	2:38.919	46.874	1:10.491	41.554	209.7	8:03.046
7	2:40.223	48.150	1:10.544	41.529	210.1	18:39.510	4	2:39.555	46.855	1:10.989	41.711	216.0	10:42.601
8	2:38.690	47.100	1:09.978	41.612	211.4	21:18.200	5	2:40.662	48.162	1:10.656	41.844	205.3	13:23.263
9	2:37.776	46.662	1:09.919	41.195	210.5	23:55.976	6	2:37.849	46.680	1:09.648	41.521	211.8	16:01.112
<b>3 Gillian HENRION</b> FRA							7	2:38.816	46.684	1:10.601	41.531	211.8	18:39.928
1	2:43.178	50.127	1:11.289	41.762		2:43.178	8	2:38.935	46.793	1:10.541	41.601	209.7	21:18.863
2	2:37.468	46.767	1:09.648	41.053	213.9	5:20.646	9	2:38.943	47.146	1:09.836	41.961	208.5	23:57.806
3	2:37.299	46.427	1:09.640	41.232	213.0	7:57.945	<b>9 Victor BERNIER</b> FRA						
4	2:37.451	46.825	1:09.529	41.097	210.5	10:35.396	1	2:43.354	50.375	1:11.323	41.656		2:43.354
5	2:37.281	46.545	1:09.650	41.086	211.4	13:12.677	2	2:41.614	48.158	1:11.523	41.933	204.2	5:24.968
6	2:38.018	46.590	1:09.633	41.795	212.2	15:50.695	3	2:38.820	47.312	1:10.186	41.322	208.1	8:03.788
7	2:38.295	46.858	1:09.813	41.624	210.1	18:28.990	4	2:38.934	46.241	1:11.091	41.602	213.9	10:42.722
8	2:38.901	46.977	1:10.386	41.538	208.9	21:07.891	5	2:40.366	47.948	1:10.941	41.477	208.5	13:23.088
9	2:38.511	47.007	1:09.913	41.591	209.7	23:46.402	6	2:38.914	46.979	1:10.591	41.344	208.1	16:02.002
<b>5 Sten VAN DER HENST</b> BEL							7	2:38.513	46.603	1:10.700	41.210	211.4	18:40.515
1	2:43.483	50.019	1:12.031	41.433		2:43.483	8	2:39.527	46.254	1:11.516	41.757	209.7	21:20.042
2	2:39.885	47.521	1:10.658	41.706	208.5	5:23.368	9	2:39.407	47.254	1:10.655	41.498	206.9	23:59.449
3	2:38.017	46.780	1:09.899	41.338	209.3	8:01.385	<b>10 Reshad DE GERUS</b> FRA						
4	2:40.225	47.089	1:11.285	41.851	209.3	10:41.610	1	2:40.373	49.140	1:09.861	41.372		2:40.373
5	2:38.847	47.386	1:10.011	41.450	208.1	13:20.457	2	2:36.802	47.015	1:08.606	41.181	205.7	5:17.175
6	2:39.055	46.928	1:10.316	41.811	208.9	15:59.512	3	2:36.847	47.019	1:08.663	41.165	206.9	7:54.022
7	2:39.966	47.475	1:10.646	41.845	206.1	18:39.478	4	2:37.256	46.996	1:09.137	41.123	206.9	10:31.278
8	2:40.453	47.186	1:11.335	41.932	209.3	21:19.931	5	2:37.441	46.985	1:09.246	41.210	207.7	13:08.719
9	2:40.487	47.475	1:11.302	41.710	212.6	24:00.418	6	2:38.083	46.912	1:09.934	41.237	208.1	15:46.802
<b>6 Isack HADJAR</b> FRA							7	2:38.338	46.737	1:10.168	41.433	210.1	18:25.140
1	2:42.633	49.339	1:11.505	41.789		2:42.633	8	2:37.524	46.826	1:09.286	41.412	207.7	21:02.664
2	2:38.662	47.258	1:10.081	41.323	204.2	5:21.295	9	2:38.529	46.921	1:09.916	41.692	206.9	23:41.193
3	2:37.488	46.962	1:09.245	41.281	210.1	7:58.783	<b>12 Ugo GAZIL</b> FRA						
4	2:37.770	46.923	1:09.544	41.303	209.7	10:36.553	1	2:44.424	50.381	1:12.305	41.738		2:44.424
5	2:37.766	47.023	1:09.298	41.445	209.3	13:14.319	2	2:41.400	47.204	1:11.869	42.327	198.2	5:25.824
6	2:37.859	46.888	1:09.363	41.608	208.9	15:52.178	3	2:38.426	46.844	1:10.228	41.354	211.8	8:04.250
7	2:37.815	46.947	1:09.413	41.455	209.3	18:29.993	4	2:38.939	46.574	1:10.880	41.485	214.3	10:43.189
8	2:38.203	46.734	1:09.840	41.629	210.9	21:08.196	5	2:40.485	47.651	1:11.526	41.308	203.8	13:23.674
9	2:38.613	46.707	1:10.272	41.634	211.8	23:46.809	6	2:37.871	46.360	1:10.196	41.315	211.8	16:01.545
<b>7 Jules METTETAL</b> FRA							7	2:39.440	46.261	1:11.191	41.988	216.0	18:40.985
1	2:41.476	49.479	1:10.871	41.126		2:41.476	8	2:39.009	46.557	1:11.044	41.408	212.2	21:19.994
2	2:37.826	46.847	1:09.496	41.483	210.9	5:19.302	9	2:39.850	47.367	1:10.191	42.292	210.9	23:59.844
3	2:37.980	47.123	1:09.784	41.073	206.5	7:57.282	<b>22 Adrien PALLOT</b> FRA						
4	2:37.053	46.648	1:09.297	41.108	208.9	10:34.335	1	2:44.227	50.549	1:11.914	41.764		2:44.227
5	2:37.884	47.117	1:09.721	41.046	206.9	13:12.219	2	2:38.724	46.737	1:11.162	40.825	211.8	5:22.951
6	2:37.030	46.440	1:09.268	41.322	213.0	15:49.249	3	2:38.813	47.219	1:10.494	41.100	207.7	8:01.764



# CHAMPIONNAT DE FRANCE F4

## SPA EURO RACE

### RACE 3

#### Sector Analysis

■ Personal Best   
 ■ Session Best   
 ■ Crossing the finish line in the pit lane

Lap	Time	Sector 1	Sector 2	Sector 3	T.Spd	Elapsed	Lap	Time	Sector 1	Sector 2	Sector 3	T.Spd	Elapsed
4	2:38.532	<span style="color: green;">46.597</span>	1:10.607	41.328	212.6	10:40.296	6	2:39.370	47.315	1:10.261	41.794	208.1	16:10.047
5	<span style="color: green;">2:38.255</span>	47.036	<span style="color: green;">1:09.961</span>	41.258	210.1	13:18.551	7	2:39.219	<span style="color: green;">47.190</span>	1:09.924	42.105	207.3	18:49.266
6	2:38.483	46.821	1:10.190	41.472	209.7	15:57.034	8	2:39.032	47.248	1:10.093	41.691	208.5	21:28.298
7	2:39.345	46.949	1:10.286	42.110	208.9	18:36.379	9	2:39.600	47.470	1:10.287	41.843	207.3	24:07.898
8	2:39.489	47.166	1:10.670	41.653	209.3	21:15.868							
9	2:38.783	46.886	1:10.570	41.327	209.7	23:54.651							

<b>24</b>	<b>Mathis POULET</b>	FRA				
1	2:44.539	51.419	1:11.550	41.570		2:44.539
2	2:39.098	46.977	1:11.101	<span style="color: green;">41.020</span>	213.4	5:23.637
3	<span style="color: green;">2:38.526</span>	46.928	<span style="color: green;">1:10.353</span>	41.245	211.8	8:02.163
4	2:39.682	<span style="color: green;">46.869</span>	1:10.986	41.827	210.5	10:41.845

<b>26</b>	<b>Hadrien DAVID</b>	FRA				
1	2:40.959	49.151	1:10.711	41.097		2:40.959
2	<span style="color: green;">2:36.840</span>	46.685	<span style="color: green;">1:09.101</span>	41.054	211.8	5:17.799
3	2:36.884	46.627	1:09.233	<span style="color: green;">41.024</span>	212.2	7:54.683
4	2:37.331	46.533	1:09.684	41.114	212.6	10:32.014
5	2:37.188	46.479	1:09.594	41.115	212.6	13:09.202
6	2:37.443	<span style="color: green;">46.367</span>	1:09.561	41.515	211.8	15:46.645
7	2:38.952	46.929	1:10.785	41.238	207.7	18:25.597
8	2:37.438	46.515	1:09.772	41.151	213.9	21:03.035
9	2:38.249	46.467	1:09.592	42.190	210.9	23:41.284

<b>33</b>	<b>Evan SPENLE</b>	FRA				
1	2:43.116	49.568	1:11.506	42.042		2:43.116
2	<span style="color: green;">2:37.245</span>	46.738	<span style="color: green;">1:09.273</span>	41.234	210.9	5:20.361
3	2:37.903	46.785	1:09.860	41.258	208.1	7:58.264
4	2:37.433	46.519	1:09.890	<span style="color: green;">41.024</span>	210.9	10:35.697
5	2:37.522	46.364	1:10.102	41.056	214.3	13:13.219
6	2:37.576	<span style="color: green;">46.356</span>	1:09.710	41.510	214.3	15:50.795
7	2:38.327	46.750	1:10.171	41.406	210.1	18:29.122
8	2:37.467	46.789	1:09.457	41.221	209.7	21:06.589
9	2:37.572	46.844	1:09.296	41.432	209.3	23:44.161

<b>35</b>	<b>Bryson LEW</b>	USA				
1	2:46.385	52.820	1:11.784	41.781		2:46.385
2	2:39.683	47.569	1:10.250	41.864	210.9	5:26.068
3	2:40.037	48.170	1:10.594	<span style="color: green;">41.273</span>	206.1	8:06.105
4	2:38.644	46.600	1:10.245	41.799	212.2	10:44.749
5	2:40.300	47.890	1:10.410	42.000	212.2	13:25.049
6	2:40.286	<span style="color: green;">46.437</span>	1:12.295	41.554	211.4	16:05.335
7	2:38.589	46.859	1:09.847	41.883	209.7	18:43.924
8	<span style="color: green;">2:38.392</span>	46.905	<span style="color: green;">1:09.674</span>	41.813	209.7	21:22.316
9	2:39.052	46.809	1:10.315	41.928	210.9	24:01.368

<b>38</b>	<b>Simon OHLIN</b>	CHE				
1	2:53.371	1:01.872	<span style="color: green;">1:09.819</span>	41.680		2:53.371
2	<span style="color: green;">2:38.748</span>	47.346	1:09.890	<span style="color: green;">41.512</span>	206.9	5:32.119
3	2:39.491	47.298	1:09.841	42.352	207.7	8:11.610
4	2:39.038	47.256	1:10.024	41.758	208.5	10:50.648
5	2:40.029	47.708	1:10.347	41.974	208.1	13:30.677

<b>43</b>	<b>Mikkel GRUNDTVIG</b>	DNK				
1	2:46.396	51.694	1:12.045	42.657		2:46.396
2	2:39.646	47.063	1:10.500	42.083	212.2	5:26.042
3	2:39.770	48.221	1:10.214	<span style="color: green;">41.335</span>	206.1	8:05.812
4	2:38.512	46.927	<span style="color: green;">1:09.910</span>	41.675	210.5	10:44.324
5	2:40.340	47.138	1:11.149	42.053	213.0	13:24.664
6	<span style="color: green;">2:38.471</span>	46.885	1:10.057	41.529	210.1	16:03.135
7	2:38.674	<span style="color: green;">46.606</span>	1:10.118	41.950	210.9	18:41.809
8	2:38.803	46.681	1:10.569	41.553	212.2	21:20.612
9	2:40.605	46.911	1:11.647	42.047	211.8	24:01.217

<b>48</b>	<b>Enzo VALENTE</b>	FRA				
1	2:45.616	51.039	1:12.933	41.644		2:45.616
2	2:38.987	46.658	1:10.902	41.427	214.3	5:24.603
3	2:38.253	<span style="color: green;">46.378</span>	1:10.274	41.601	213.0	8:02.856
4	2:39.551	46.970	1:10.666	41.915	213.9	10:42.407
5	2:39.930	48.248	1:10.336	41.346	208.5	13:22.337
6	<span style="color: green;">2:37.373</span>	46.819	<span style="color: green;">1:09.369</span>	<span style="color: green;">41.185</span>	210.1	15:59.710
7	2:38.524	47.245	1:09.728	41.551	206.9	18:38.234
8	2:37.970	47.242	1:09.408	41.320	206.9	21:16.204
9	2:39.496	46.921	1:10.406	42.169	210.5	23:55.700

<b>51</b>	<b>Nicky HAYS</b>	USA				
1	2:41.488	49.060	1:10.373	42.055		2:41.488
2	2:37.873	46.824	1:09.857	41.192	209.3	5:19.361
3	2:37.673	47.038	1:09.234	41.401	208.5	7:57.034
4	2:37.810	46.972	1:09.708	<span style="color: green;">41.130</span>	200.0	10:34.844
5	<span style="color: purple;">2:36.758</span>	46.547	<span style="color: green;">1:09.013</span>	41.198	212.6	13:11.602
6	2:37.886	46.784	1:09.216	41.886	209.3	15:49.488
7	2:37.258	46.667	1:09.368	41.223	210.1	18:26.746
8	2:37.277	46.614	1:09.393	41.270	210.5	21:04.023
9	2:37.501	<span style="color: green;">46.516</span>	1:09.321	41.664	211.8	23:41.524